



Hamlin Middle School

Media Center Collection Development Plan

Suzanne Dr. Knight
Principal

Janet Anderson
Certified Educational Media Specialist

Table of Contents

Table of Contents	2
Executive Summary	2
District Strategic Plan 2025	3
School Collection Development Plan	3
School Analysis	3
Collection Analysis	5
Collection Analysis by Category	6
Representation Analysis	7
Results	7
Summary	7
Strategic Focus	8
Budget and Purchasing Plan	9
Annual Budget 2022-2023	9
Purchasing Plan 2022-2023	9

Executive Summary

District Strategic Plan 2025

Orange County Public Schools is the ninth-largest school district in the United States and the fourth largest in Florida. The district serves more than 206,000 students at 202 schools and is one of the largest employers in Central Florida with more than 25,000 team members.

Vision: To ensure every student has a promising and successful future.

Mission: With the support of families and the community, we create enriching and diverse pathways to lead our students to success.

School Collection Development Plan

Hamlin Middle School serves 728 students enrolled in grades sixth through eighth. The student population's ethnicity is made up of 35% Hispanic and 65% Non-Hispanic students. Additionally, we serve a diverse population made up of 83% White, 8% Black, 0% Native, 9% Asian, 2% Pacific, and 3% Multicultural students.

The administration includes Principal Suzanne Dr. Knight and Assistant Principal, Ellionexis Rodriguez -Perez, and Samuel Dr. Ashley. Hamlin Middle School is proud to offer the many special programs which provide students with opportunities. These include theater, agriculture, and art.

A thorough analysis of the current media center collection at Hamlin Middle School indicates that the average age of the collection is 2018 and the number of books per student is 6. The [American Association for School Libraries](#) has established a criteria for a highly effective media center that includes a ratio of 15-20 books available per student in the collection.

At this time, Hamlin Middle School does not meet the recommended standards for the number of books per student.

The analysis of the collection also revealed the following areas of strengths and concerns:

- The nonfiction collection needs additional titles in the 500's/Science and the 900's' History.
- Due to student requests and interests, titles in the 400's/Languages are needed.
- The fiction collection offers a wide variety of Lexile ranges for all reading levels.
- As funds for Opening Day Collection are spent, the needs of our students will be met.


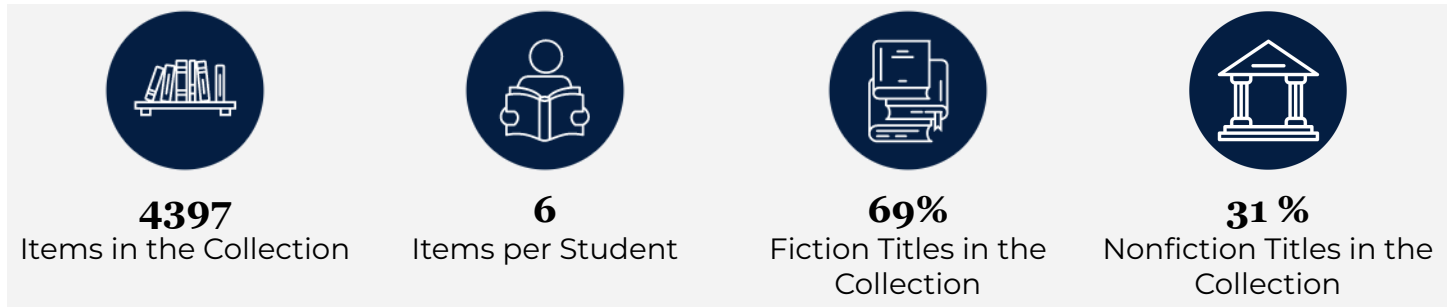
School Analysis

The school analysis provides an overview of the school's enrollment, demographics and special programs offered.

Enrollment & Demographic Data					
728 2022-23 Student Enrollment as of August 31, 2022	Subgroups		Federal Ethnicity		
	25% ELL	8% ESE	35% Hispanic	65% Non-Hispanic	
Federal Race Category					
83% White	8% Black	0% Native	9% Asian	2% Pacific	3% Multicultural
Proficiency Data					
Assessment	2020-21	2021-22	Assessment	2020-21	2021-22
FSA ELA Grade 6	#N/A%	#N/A%	FSA Math Grade 6	#N/A%	#N/A%
FSA ELA Grade 7	#N/A%	#N/A%	FSA Math Grade 7	#N/A%	#N/A%
FSA ELA Grade 8	#N/A%	#N/A%	FSA Math Grade 8	#N/A%	#N/A%
Civics EOC	#N/A%	#N/A%	Algebra 1 EOC	#N/A%	#N/A%
NGSSS Sci 8 EOC	#N/A%	#N/A%	Geometry EOC	#N/A%	#N/A%

Collection Analysis

The collection is developed for and influenced by students, their interests, academic needs and alignment to the curriculum. The data below is a snapshot of the collection based on a Titlewise Analysis.



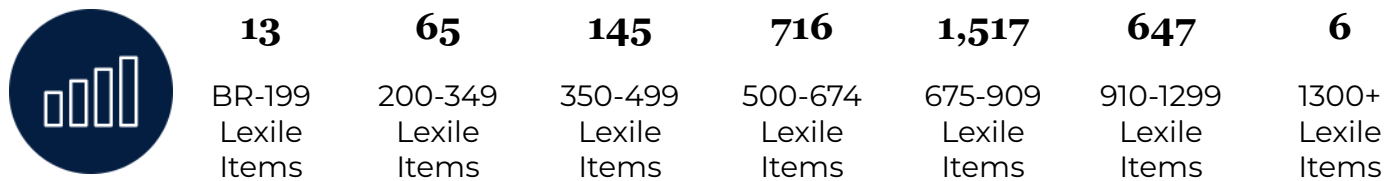
Library media resources should be representative of the school. A commitment to representative literature is reflective of **OCPS values such as equity, inclusion, and respect.**

42% Representative Titles in Collection	2018 Representative Titles Average Age
---	--

Social-Emotional Learning (SEL) library media resources can contribute to the **development of character and social-emotional skills**, one of the OCPS's key performance indicators.

52% SEL Titles in Collection	2018 SEL Titles Average Age
--	---------------------------------------

Library media resources are distributed across the **lexile reading level ranges** noted below.



Collection Analysis by Category

The information collected in this section provides a detailed look at the current library collection by classification and genre. The information was gathered from Follett Destiny, the library management system, and Titlewave, the vendor's ordering and analysis tool.

Section	# of Titles	Average Age
Computer Science, Information & General Works	27	2020
Philosophy & Psychology	37	2020
Religion	10	2021
Social Sciences	202	2020
Language	0	0
Science	222	2020
Technology	203	2020
Arts & Recreation	176	2021
Literature	25	2020
History & Geography	245	2020
Biography	245	2020
Easy	0	0
General Fiction	3028	2017
Graphic Novels		

Notes

- As a new school the average age of our collection is above the district average of 2008.
- New titles will continue to be added as Opening Day funds are spent

Representation Analysis

To deepen focus on strategic collection development, specific sections of the collection were analyzed in detail to determine whether the media center collection reflects and represents various points of view and experiences. The goal is to provide a balanced collection that can be both a mirror, to reflect a reader's experience, and a window, so readers can experience different viewpoints.

Results

Based on the available school data of Hamlin Middle School in comparison to Collection Analysis results, it was found that:

Representation Focus	Avg. Age of Target Population Titles	# of Target Population Titles	% of Target Population Titles	% of Students
Hispanic/LatinX	2019	123	2%	35%

Summary

After completing a deeper, targeted analysis of the representation section of the TitleWise report, it was determined that:

- Black students are 8% of the school's population. However, only 2% of our collection meets the needs of our African American students.
- Hispanic students are 35% of the school's population. However, only 2% of our collection features Hispanic/Latinx characters.
- Many of our students read in their native language as well as emerging second language readers. This is a need in our collection.

Strategic Focus

This page lists the priorities for selection and weeding for each school year and includes the action, updates, and outcomes. This is subject to change due to funding and time constraints.

School Year	Strategic Focus
2022-23	Selection Priorities <ul style="list-style-type: none">• Priority 1: To increase titles in our collection that feature Hispanic/Latinx as main characters and authors.• Priority 2: SSYRA books for 23-24• Priority 3: Age appropriate, high-interest Graphic Novels• Marvel and other highly requested books
	Weeding Priorities <ul style="list-style-type: none">• Priority 1: As a brand new school weeding is not a priority at this time
2023-24	Selection Priorities <ul style="list-style-type: none">• Priority 1: Holidays/traditions• Priority 2: SSYRA books 24-25• 400's Languages
	Weeding Priorities <ul style="list-style-type: none">• Damaged books

Budget and Purchasing Plan

This page outlines the current budget available and specifically lists the priorities for this school year (2022-2023).

Annual Budget 2022-2023

State Funds	
<i>Source</i>	<i>Amount</i>
State (1001111500)	\$3,795.00
Internal Accounts	
<i>Source</i>	<i>Amount</i>
Opening Day Collection	\$60,000 remains for purchasing and will be spent by January 2023
Book Fairs	TBD
TOTAL	\$63,795

Purchasing Plan 2022-2023

Approximate Purchasing Plan	
<i>Purpose</i>	<i>Amount</i>
Hispanic/LatinX books	\$5,000
SSYRA books	\$1500
Popular titles	\$30,000
Biography	\$5,000
Nonfiction	\$20,000
TOTAL	\$61,500

Reviewed by Stakeholders DATE: October 25, 2022