



Andover Elementary School

Media Center Collection Development Plan

Kevin Duncan

Kevin Duncan

Jennifer Norton

Jennifer Norton

Table of Contents

Table of Contents	2
Executive Summary	2
District Strategic Plan 2025	2
School Collection Development Plan	2
School Analysis	3
Collection Analysis	4
Collection Analysis by Category	5
Representation Analysis	6
Results	6
Summary	6
Strategic Focus	7
Budget and Purchasing Plan	8
Annual Budget 2022-2023	8
Purchasing Plan 2022-2023	8

Executive Summary

District Strategic Plan 2025

Orange County Public Schools is the ninth-largest school district in the United States and the fourth largest in Florida. The district serves more than 206,000 students at 202 schools and is one of the largest employers in Central Florida with more than 25,000 team members.

Vision: To ensure every student has a promising and successful future.

Mission: With the support of families and the community, we create enriching and diverse pathways to lead our students to success.

School Collection Development Plan

Andover Elementary School serves 762 students enrolled in Kindergarten through fifth grades. The student population's ethnicity is made up of 54% Hispanic and 46% Non-Hispanic students. Additionally, we serve a diverse population made up of 71% White, 18% Black, 1% Native, 8% Asian, 0% Pacific, and 2% Multicultural students.

The administration includes Principal Kevin Duncan and Assistant Principal, Andrew Schwartz. Andover Elementary School is proud to offer the many special programs which provide students with opportunities. These include: AR/STAR program, STEM, chorus, Battle of the Books, Chess Club, and running club.

A thorough analysis of the current media center collection at Andover Elementary School indicates that the average age of the collection is 2002 and the number of books per student is 20. The [American Association for School Libraries](#) has established a criteria for a highly effective media center that includes a ratio of 15-20 books available per student in the collection. At this time, Andover Elementary School does not meet the recommended standards for the number of books per student.

The analysis of the collection also revealed the following areas of strengths and concerns:

- The year of the collection (2002) is due to neglected weeding of old copyright book sets, outdated fiction and non-fiction titles, and the reference shelf. When weeding is completed, the average age of the collection will greatly improve.
- Weeding will focus on the OCPS Catalog Project as well as aged titles in fiction and/or nonfiction.
- Our collection only has 75 titles in the Non-fiction category of Computer Science, Information & General Works.
- Due to the Covid pandemic, our students in 2nd, 3rd, 4th, and 5th grades are reading below grade level. We are in need of 200 AR books with level .4 to 2.0.
- Our priority is the purchase of new books focusing on Hispanic students and Hispanic heritage and AR books for struggling readers.

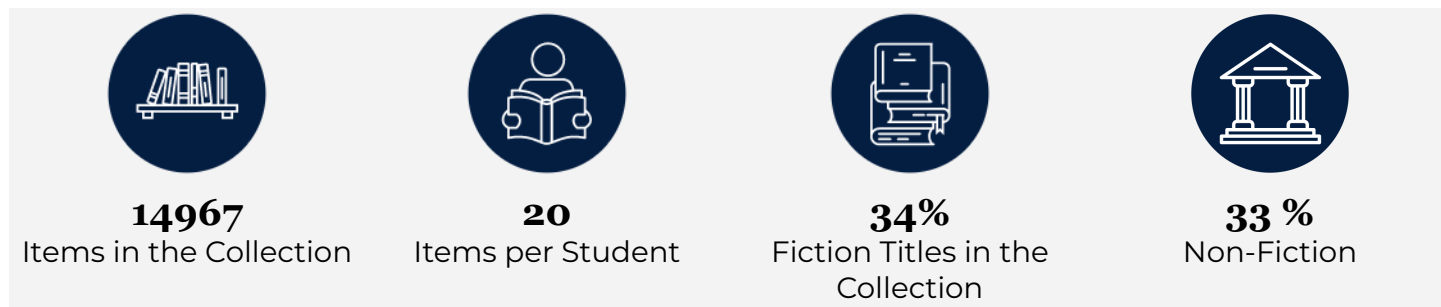
School Analysis

The school analysis provides an overview of the school's enrollment, demographics and proficiency data.

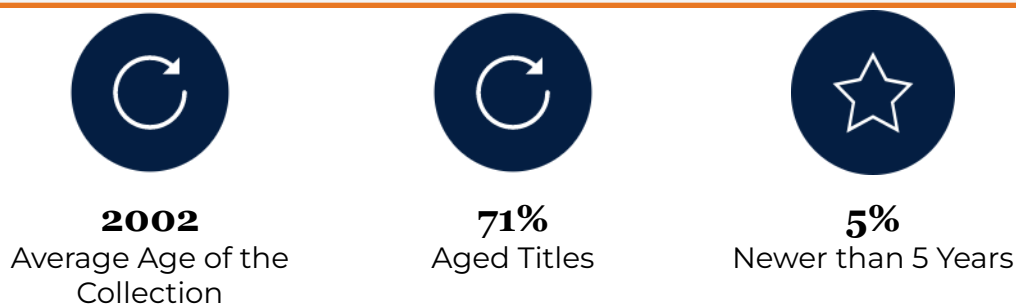
Enrollment & Demographic Data					
762 2022-23 Student Enrollment as of August 31, 2022	Subgroups		Federal Ethnicity		
	16% ELL	14% ESE	54% Hispanic	46% Non-Hispanic	
Federal Race Category					
71% White	18% Black	1% Native	8% Asian	0% Pacific	2% Multicultural
Proficiency Data					
Assessment	2020-21	2021-22	Assessment	2020-21	2021-22
FSA ELA Grade 3	57%	56%	FSA Math Grade 3	54%	60%
FSA ELA Grade 4	56%	59%	FSA Math Grade 4	60%	63%
FSA ELA Grade 5	65%	62%	FSA Math Grade 5	60%	70%
NGSSS Sci 5 EOC	67%	64%			

Collection Analysis

The collection is developed for and influenced by students, their interests, academic needs and alignment to the curriculum. The data below is a snapshot of the collection based on a Titlewise Analysis.



Library media resources are curated to include both recently published works and classics that both rightfully impact the average age of the collection.

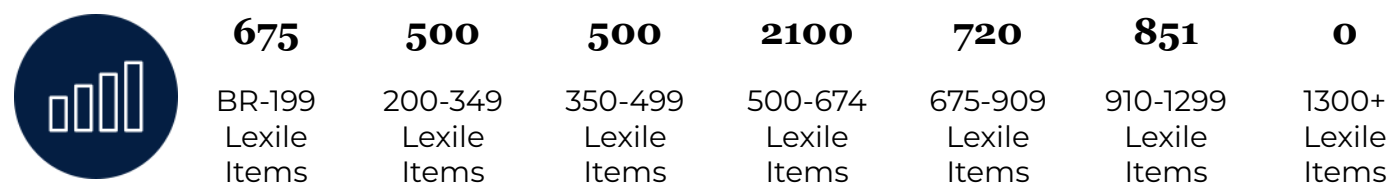


Library media resources should be representative of the school. A commitment to representative literature is reflective of **OCPS values such as equity, inclusion, and respect.**

Social-Emotional Learning (SEL) library media resources can contribute to the **development of character and social-emotional skills**, one of the OCPS's key performance indicators.



Library media resources are distributed across the **lexile reading level ranges** noted below.



Collection Analysis by Category

The information collected in this section provides a detailed look at the current library collection by classification and genre. The information was gathered from Follett Destiny, the library management system, and Titlewave, the vendor's ordering and analysis tool.

Section	# of Titles	Average Age
Computer Science, Information & General Works	75	2006
Philosophy & Psychology	56	2002
Religion	50	1999
Social Sciences	793	2000
Language	217	2006
Science	1587	2003
Technology	634	2003
Arts & Recreation	454	2004
Literature	272	1999
History & Geography	851	2003
Biography	523	2003
Easy	3378	1999
General Fiction	5141	2004
Graphic Novels	179	2011

Notes

- We do have current digital books available on Sora and Follett.
- There are 1,117 eBooks, audiobooks & digital magazines available in Sora.
- Computer Science books are a necessity. Weed technology, Literature, Religion, and Easy.

Representation Analysis

To deepen focus on strategic collection development, specific sections of the collection were analyzed in detail to determine whether the media center collection reflects and represents various points of view and experiences. The goal is to provide a balanced collection that can be both a mirror, to reflect a reader's experience, and a window, so readers can experience different viewpoints.

Results

Based on the available school data of Andover Elementary School in comparison to Collection Analysis results, it was found that:

Representation Focus	Avg. Age of Target Population Titles	# of Target Population Titles	% of Target Population Titles	% of Students
Latin/Hispanic American	1999	178	1%	54%

Summary

After completing a deeper, targeted analysis of the representation section of the TitleWise report, it was determined that:

- Hispanic students are 54% of the school's population. However, we only have 178 titles written in Spanish and only 1% of the characters or biographies feature Hispanic people.
- Many of our students read in their native language as well as emerging second language readers. This is a need in our collection.
- When we celebrate Hispanic Heritage month, we should be able to highlight current famous Hispanic authors, athletes, and well-known Hispanic Americans through our collection.
- This media center needs more books featuring LatinX characters and/or non-fiction texts with Hispanic role models.

Strategic Focus

This page lists the priorities for selection and weeding for each school year and includes the action, updates, and outcomes. This is subject to change due to funding and time constraints.

School Year	Strategic Focus
2022-23	Selection Priorities <ul style="list-style-type: none">• Purchase of 200 AR books with level .4 to 2.0 for struggling readers.• Purchases of new books will focus on Hispanic students and Hispanic heritage.
	Weeding Priorities <ul style="list-style-type: none">• The year of the collection due to neglected weeding of old copyright book sets and the reference shelf. When weeding is completed, the average age of the collection will greatly improve.• Weeding multiple copies of former SSYRA titles.
2023-24	Selection Priorities <ul style="list-style-type: none">• This collection is in need of more popular fiction, graphic novels and non-fiction books like cookbooks, cars and animals that interest students.• Buy subscription to MyOn or Epic for students to use digital resources at home and at school.
	Weeding Priorities <ul style="list-style-type: none">• Weeding will focus on the OCPS Catalog Project as well as aged titles in fiction and/or nonfiction.

Budget and Purchasing Plan

This page outlines the current budget available and specifically lists the priorities for this school year (2022-2023).

Annual Budget 2022-2023

State Funds	
<i>Source</i>	<i>Amount</i>
State (1001111500)	\$11,167.31
Internal Accounts	
<i>Source</i>	<i>Amount</i>
Lost Library Book Fund	\$807.37
TOTAL	\$11,974.68

Purchasing Plan 2022-2023

Approximate Purchasing Plan	
<i>Purpose</i>	<i>Amount</i>
200 AR books for struggling readers	4,000.00
Hispanic Heritage titles	3,000.00
SSYRA 3-5 (ordered in September already deducted)	(1,000.00)
Computer Science Non-fiction titles (50)	1,000.00
TOTAL	8,000.00

Reviewed by Stakeholders on DATE _____