



Orange County
Public Schools

Arbor Ridge K-8

Media Center Collection Development Plan



Vanessa DeMars
Principal

Tonja Doering
Tonja Doering
Certified Educational Media Specialist

Table of Contents

Table of Contents	2
Executive Summary	3
District Strategic Plan 2025	3
School Collection Development Plan	3
School Analysis	4
Collection Analysis	5
Collection Analysis by Category	6
Representation Analysis	7
Results	7
Summary	7
Strategic Focus	8
Budget and Purchasing Plan	9
Annual Budget 2022-2023	9
Purchasing Plan 2022-2023	9

Executive Summary

District Strategic Plan 2025

Orange County Public Schools is the ninth-largest school district in the United States and the fourth largest in Florida. The district serves more than 206,000 students at 202 schools and is one of the largest employers in Central Florida with more than 25,000 team members.

Vision: To ensure every student has a promising and successful future.

Mission: With the support of families and the community, we create enriching and diverse pathways to lead our students to success.

School Collection Development Plan

Arbor Ridge K-8 serves 774 students enrolled in Kindergarten through eighth grades. The student population's ethnicity is made up of 47% Hispanic and 53% Non-Hispanic students. Additionally, we serve a diverse population made up of 71% White, 13% Black, 0% Native, 9% Asian, 1% Pacific, and 6% Multicultural students.

The administration includes Principal Vanessa DeMars and Assistant Principal Gloria Riley. Arbor Ridge K-8 is proud to offer the many special programs which provide students with opportunities. These include rigorous coursework, fine and performing arts, athletics and several extra curricular activities such as Battle of the Books, Art Club, Green Team, and Club Serve.

A thorough analysis of the current media center collection at Arbor Ridge K-8 indicates that the average age of the collection is 2007 and the number of books per student is 16.3. The [American Association for School Libraries](#) has established a criteria for a highly effective media center that includes a ratio of 15-20 books available per student in the collection.

At this time, Arbor Ridge K-8 does not meet the recommended standards for the number of books per student.

The analysis of the collection also revealed the following areas of strengths and concerns:

- Based on the school wide state assessment data, our students need to improve their reading proficiency.
- The average publication date of 2007 is acceptable but needs to be improved.
- The collection is in need of more non-fiction books with newer copyright dates and more titles representing our diverse community.
- Purchases of new books will focus on Hispanic students and science nonfiction books.
- Weeding will focus on the OCPS Catalog Project expectations as well as aged titles in fiction and nonfiction.

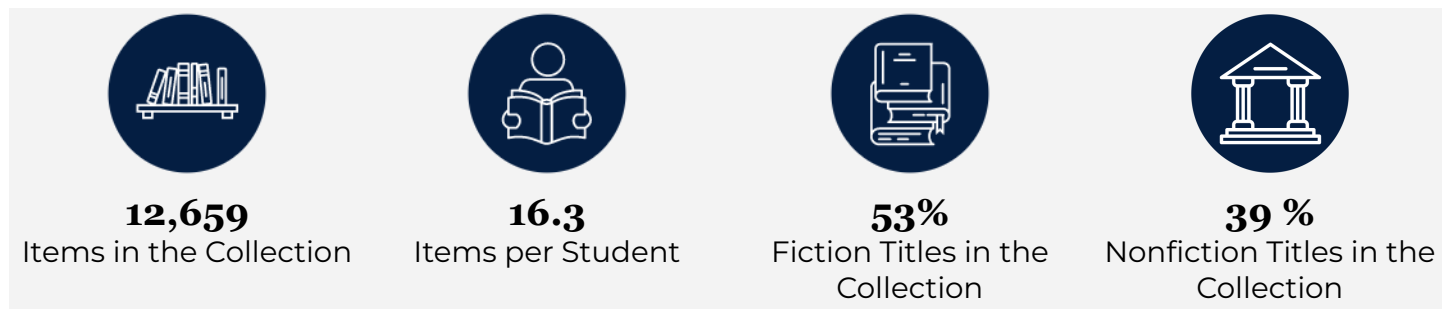
School Analysis

The school analysis provides an overview of the school's enrollment, demographics and special programs offered.

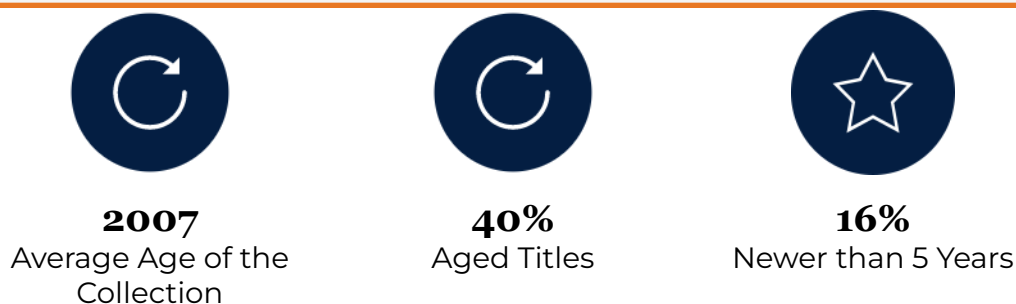
Enrollment & Demographics Data					
774 2022-23 Student Enrollment as of August 31, 2022	Subgroups		Federal Ethnicity		
	16% ELL	17% ESE	47% Hispanic	53% Non-Hispanic	
Federal Race Category					
71% White	13% Black	0% Native	9% Asian	1% Pacific	6% Multicultural
Proficiency Data					
Assessment	2020-21	2021-22	Assessment	2020-21	2021-22
FSA ELA Grade 3	70%	59%	FSA Math Grade 3	76%	68%
FSA ELA Grade 4	67%	68%	FSA Math Grade 4	67%	73%
FSA ELA Grade 5	72%	62%	FSA Math Grade 5	63%	59%
FSA ELA Grade 6	75%	71%	FSA Math Grade 6	79%	83%
FSA ELA Grade 7	68%	68%	FSA Math Grade 7	73%	80%
FSA ELA Grade 8	81%	67%	FSA Math Grade 8	67%	76%
Civics EOC	78%	82%	Algebra 1 EOC	98%	100%
NGSSS Sci 5 EOC	73%	61%	Geometry EOC	100%	100%
NGSSS Sci 8 EOC	78%	70%			

Collection Analysis

The collection is developed for and influenced by students, their interests, academic needs and alignment to the curriculum. The data below is a snapshot of the collection based on a Titlewise Analysis.



Library media resources are curated to include both recently published works and classics that both rightfully impact the average age of the collection.

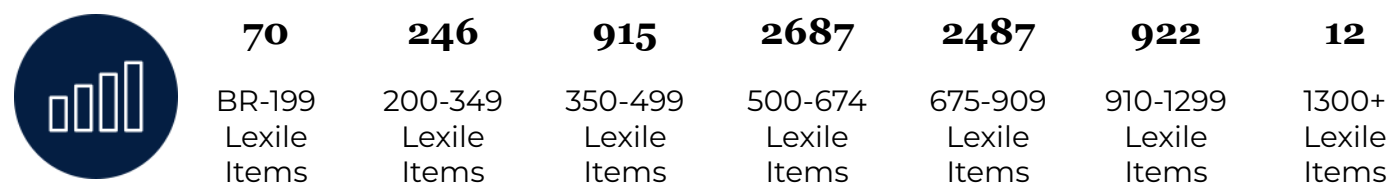


Library media resources should be representative of the school. A commitment to representative literature is reflective of **OCPS values such as equity, inclusion, and respect.**

Social-Emotional Learning (SEL) library media resources can contribute to the **development of character and social-emotional skills**, one of the OCPS's key performance indicators.



Library media resources are distributed across the **lexile reading level ranges** noted below.



Collection Analysis by Category

The information collected in this section provides a detailed look at the current library collection by classification and genre. The information was gathered from Follett Destiny, the library management system, and Titlewave, the vendor's ordering and analysis tool.

Section	# of Titles	Average Age
Computer Science, Information & General Works	72	2011
Philosophy & Psychology	87	2009
Religion	43	2006
Social Sciences	590	2007
Language	65	2005
Science	1014	2008
Technology	580	2008
Arts & Recreation	349	2008
Literature	161	2003
History & Geography	543	2007
Biography	620	2007
Easy	2284	2004
General Fiction	3364	2009
Graphic Novels	753	2012

Representation Analysis

To deepen focus on strategic collection development, specific sections of the collection were analyzed in detail to determine whether the media center collection reflects and represents various points of view and experiences. The goal is to provide a balanced collection that can be both a mirror, to reflect a reader's experience, and a window, so readers can experience different viewpoints.

Results

Based on the available school data of Arbor Ridge K-8 in comparison to Collection Analysis results, it was found that:

Representation Focus	Avg. Age of Target Population Titles	# of Target Population Titles	% of Target Population Titles	% of Students
Latinx/Hispanic American	2012	110	1%	47%

Summary

After completing a deeper, targeted analysis of the representation section of the TitleWise report, it was determined that:

- More work needs to be done in increasing the number of books for our Hispanic population. After weeding over the last school year within this category, the average age of these titles have improved to 2012 but more work needs to be completed and books need to be added.

Strategic Focus

This page lists the priorities for selection and weeding for each school year and includes the action, updates, and outcomes. This is subject to change due to funding and time constraints.

School Year	Strategic Focus
2022-23	Selection Priorities <ul style="list-style-type: none">● Latinx/Hispanic Titles● Science nonfiction titles● Graphic Novels
	Weeding Priorities <ul style="list-style-type: none">● Outdated time sensitive categories● Outdated fiction books● District Catalog Plan
2023-24	Selection Priorities <ul style="list-style-type: none">● Continue to add Latinx/Hispanic titles● Asian Titles● Nonfiction titles for primary grades
	Weeding Priorities <ul style="list-style-type: none">● Literature and language● Social Sciences● District Catalog Plan

Budget and Purchasing Plan

This page outlines the current budget available and specifically lists the priorities for this school year (2022-2023).

Annual Budget 2022-2023

State Funds	
<i>Source</i>	<i>Amount</i>
State (10011111000)	\$6,975.59
Internal Accounts	
<i>Source</i>	<i>Amount</i>
Book Fairs	2000.00
TOTAL	8,975.50

Purchasing Plan 2022-2023

Approximate Purchasing Plan	
<i>Purpose</i>	<i>Amount</i>
Junior Library Guild monthly subscription-added categories of Latinx/Hispanic titles, Asian titles, graphic novels, science nonfiction, biographies	3000.00
Rainbow Books- Sunshine State Books	1500.00
Follett-updated copies of outdated titles, damaged copies, student requested titles	2000.00
TOTAL	7500.00

Reviewed by Stakeholders DATE 10/10/22