



Bridgewater Middle School

Media Center Collection Development Plan

Amy Klaber

Amy Klaber
Principal

Inmaculada De Feo

Inmaculada De Feo
Certified Educational Media Specialist

Table of Contents

Table of Contents	2
Executive Summary	2
District Strategic Plan 2025	3
School Collection Development Plan	3
School Analysis	3
Collection Analysis	5
Collection Analysis by Category	6
Representation Analysis	7
Results	7
Summary	7
Strategic Focus	8
Budget and Purchasing Plan	9
Annual Budget 2022-2023	9
Purchasing Plan 2022-2023	9

Executive Summary

District Strategic Plan 2025

Orange County Public Schools is the ninth-largest school district in the United States and the fourth largest in Florida. The district serves more than 206,000 students at 202 schools and is one of the largest employers in Central Florida with more than 25,000 team members.

Vision: To ensure every student has a promising and successful future.

Mission: With the support of families and the community, we create enriching and diverse pathways to lead our students to success.

School Collection Development Plan

Bridgewater Middle School serves 1,211 students enrolled in grades sixth through eighth. The student population's ethnicity is made up of 34% Hispanic and 66% Non-Hispanic students. Additionally, we serve a diverse population made up of 83% White, 5% Black, 0% Native, 8% Asian, 1% Pacific, and 3% Multicultural students.

The administration includes Principal Amy Klaber and Assistant Principal Jose Gonzalez. Bridgewater Middle School is proud to offer the many special programs which provide students with opportunities. These include opportunities to join Junior Honor Society, and classes such as Geometry, Algebra Honors, STEM classes, Agriculture, and language classes offered to teach Spanish to our students. Our YMCA After School Program also provides students an opportunity to join clubs such as PRIDE Club, Astronomy Club, SIGMA (STEM for Girls), Agriculture Club, and Journalism Club.

A thorough analysis of the current media center collection at Bridgewater Middle School indicates that the average age of the collection is 2009 and the number of books per student is 10. The [American Association for School Libraries](#) has established a criteria for a highly effective media center that includes a ratio of 15-20 books available per student in the collection.

At this time, Bridgewater Middle School does not meet the recommended standards for the number of books per student.

The analysis of the collection also revealed the following areas of strengths and concerns:

- Students in this school improved on the state achievement tests in most areas aside from ELA 7th and 8th grade.
- 19% of students are in an ELL program, and the collection contains 390 materials to help support ELL students
- 47% of the materials in the Media Center are diverse titles with a total population of 5,849.
- 42% of the titles in the Media Center are aged titles, but 17% of the materials are newer than 2017
- 45% of the materials in the collection SEL materials (Social and Emotional Learning materials) with an average age of 2010
- The average publication date of 2009 is acceptable but needs to be improved.
- This collection is in need of more current non-fiction like religion, biographies, and technology.

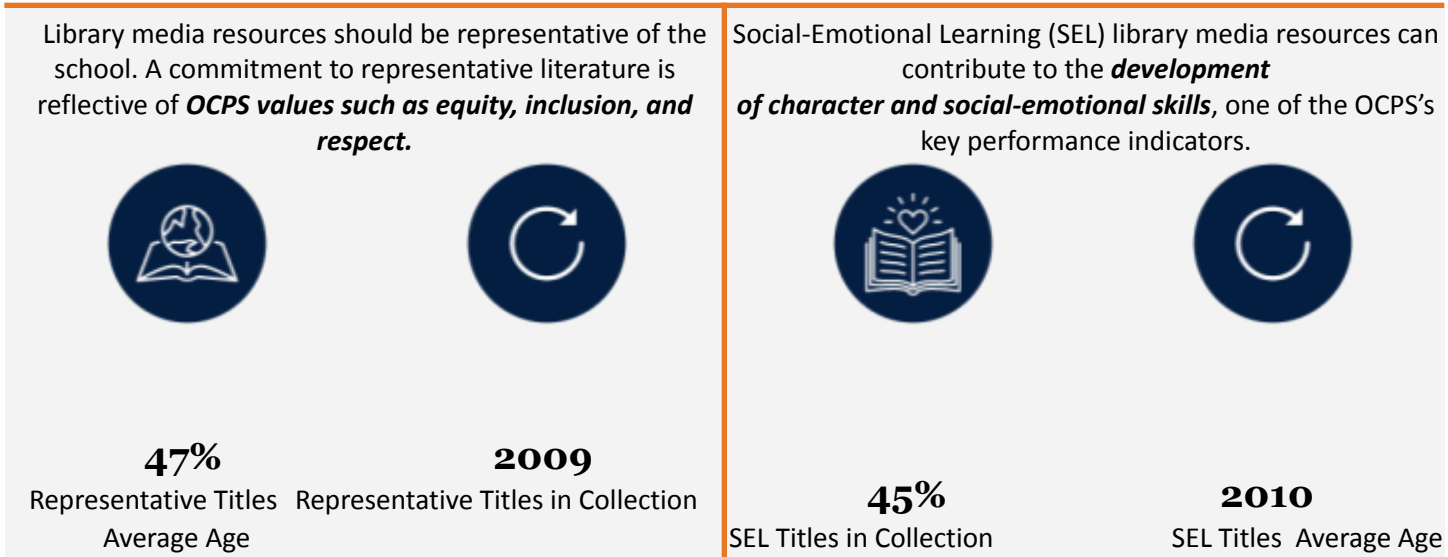

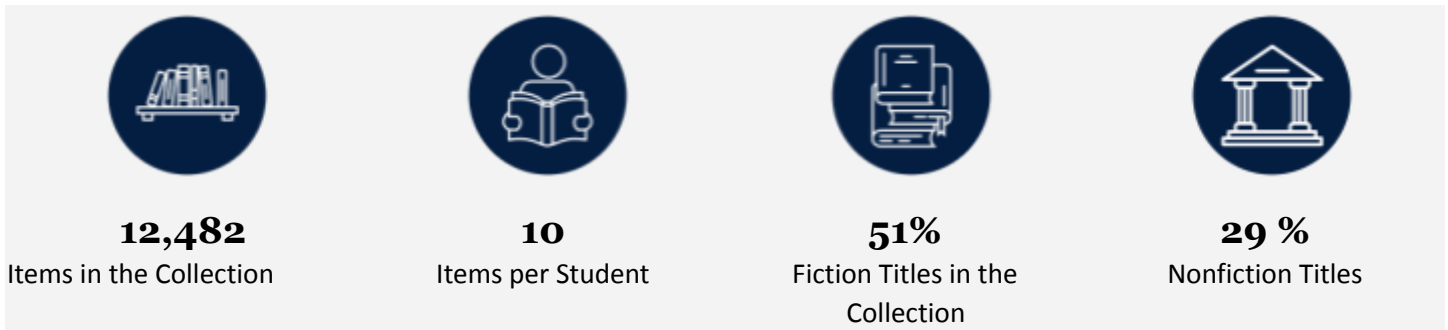
School Analysis

The school analysis provides an overview of the school's enrollment, demographics and special programs offered.

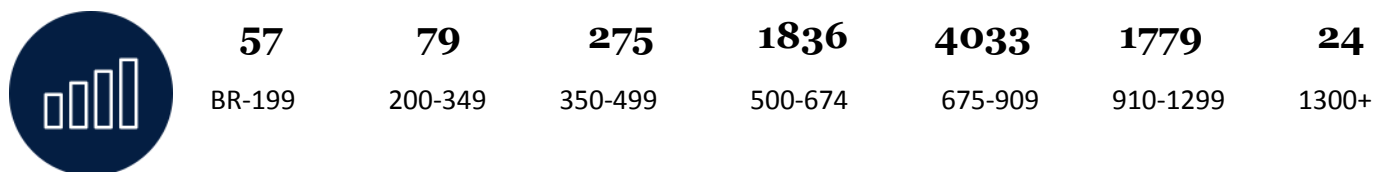
Enrollment & Demographic Data					
1,211 2022-23 Student Enrollment as of August 31, 2022	Subgroups		Federal Ethnicity		
	19% ELL	8% ESE	34% Hispanic	66% Non-Hispanic	
Federal Race Category					
83% White	5% Black	0% Native	8% Asian	1% Pacific	3% Multicultural
Proficiency Data					
Assessment	2020-21	2021-22	Assessment	2020-21	2021-22
<i>FSA ELA Grade 6</i>	72%	77%	<i>FSA Math Grade 6</i>	58%	70%
<i>FSA ELA Grade 7</i>	67%	66%	<i>FSA Math Grade 7</i>	71%	74%
<i>FSA ELA Grade 8</i>	69%	64%	<i>FSA Math Grade 8</i>	39%	47%
<i>Civics EOC</i>	82%	84%	<i>Algebra 1 EOC</i>	92%	92%
<i>NGSSS Sci 8 EOC</i>	63%	67%	<i>Geometry EOC</i>	89%	96%

Collection Analysis

The collection is developed for and influenced by students, their interests, academic needs and alignment to the curriculum. The data below is a snapshot of the collection based on a Titlewise Analysis.



Library media resources are distributed across the **lexile reading level ranges** noted below.



Collection Analysis by Category

The information collected in this section provides a detailed look at the current library collection by classification and genre. The information was gathered from Follett Destiny, the library management system, and Titlewave, the vendor's ordering and analysis tool.

Section	# of Titles	Average Age
Computer Science, Information & General Works	53	2012
Philosophy & Psychology	62	2010
Religion	47	2006
Social Sciences	664	2008
Language	16	2008
Science	519	2007
Technology	397	2008
Arts & Recreation	573	2009
Literature	238	2006
History & Geography	1037	2007
Biography	1027	2008
Easy	390	2004
General Fiction	6389	2009
Graphic Novels	593	2012

Notes

- Religion books will need to be repurchased for more current materials, only 47 items in the collection with an average date of 2006 below the acceptable 2007 requirement.
- Technology books will need to be repurchased for more current materials, the average year is 2008. Meets the current district requirement, but requires more current resources.
- Science books will need to be repurchased for more current materials, average year is 2007
- Literature section will need to be refreshed with more current materials; the section has an average age of 2006.
- Biography section will need to be refreshed with more current materials, the average age is 2008.

- History and Geography meets the required district age requirements of 2007, but should also be looked at to pinpoint areas where improvement is needed

Representation Analysis

To deepen focus on strategic collection development, specific sections of the collection were analyzed in detail to determine whether the media center collection reflects and represents various points of view and experiences. The goal is to provide a balanced collection that can be both a mirror, to reflect a reader's experience, and a window, so readers can experience different viewpoints.

Results

Based on the available school data of Bridgewater Middle School in comparison to Collection Analysis results, it was found that:

Representation Focus	Avg. Age of Target Population Titles	# of Target Population Titles	% of Target Population Titles	% of Students
Latinx/Hispanic American	2012	267	0.2%	19%
Learning Disabilities	2008	38	1%	8%
Diverse Families	2009	608	4%	Data not tracked

Summary

After completing a deeper, targeted analysis of the representation section of the TitleWise report, it was determined that:

- Bridgewater has over 34% of the population identifying as Hispanic and an ELL population of 19%. However, we only have 20 titles written in Spanish and no items in Portuguese, two of our largest language population.
- Bridgewater has an ESE population of 8%, but only has 33 titles with a primary focus on characters with a learning disability.
- Although it is not something that can be tracked through data, students in our community face a wide variety of home backgrounds. Currently there are only 610 with an average age of 2009 that reflect Diverse Families.

Strategic Focus

This page lists the priorities for selection and weeding for each school year and includes the action, updates, and outcomes. This is subject to change due to funding and time constraints.

School Year	Strategic Focus
2022-23	<p>Selection Priorities</p> <ul style="list-style-type: none"> ● Purchases of new books will focus on Hispanic/Portuguese students and Hispanic/Portuguese heritage and language books. <ul style="list-style-type: none"> ○ Dedicating about \$500 ● Purchases of new books will focus on the nonfiction area with a focus on the Science and Technology section. <ul style="list-style-type: none"> ○ Budget for \$2,000 ● Purchases of new books will focus on the Biography section. ○ Budget for \$800 ● Purchase new books in the Religion section <ul style="list-style-type: none"> ○ Dedicating about \$500 ● Fiction area new publications <ul style="list-style-type: none"> ○ Budget 5,000 ● Purchase SSYRA books for 2023-24 school year <ul style="list-style-type: none"> ○ Budget \$1,500 ● Junior Library Guild Subscription ○ Budget \$1,500 <p>Weeding Priorities</p> <ul style="list-style-type: none"> ● Weeding will focus on the books in Science and Technology areas of materials older than 10 years or books that are no longer circulating. ● Weeding will focus on the Biography section. ● Weeding will focus on the OCPS Catalog Project as well as the Religion where materials are averaging from 2006.

2023-24	<p>Selection Priorities</p> <ul style="list-style-type: none"> ● Purchases of new books will focus on increasing Fiction titles with a focus on Diverse Families and Learning Disability themes <ul style="list-style-type: none"> ○ Budget for \$500 ● Purchases of new books will focus on the nonfiction area of History and Geography sections <ul style="list-style-type: none"> ○ Budget for \$2,500 ● Purchases of new books will focus on the nonfiction area of Social Sciences.
----------------	---

	<ul style="list-style-type: none"> ○ Budget for \$2,000 ● Fiction area new publications <ul style="list-style-type: none"> ○ Budget 5,000 ● Purchase SSYRA books for 2023-24 school year <ul style="list-style-type: none"> ○ Budget \$1,500 ● Junior Library Guild Subscription ○ Budget \$1,500
	<p>Weeding Priorities</p> <ul style="list-style-type: none"> ● Weeding will focus on the books in History and Geography/Social Sciences areas of materials older than 10 years or books that are no longer circulating. ● Weeding will focus on the books in General Fiction materials older than 10 years or books that are no longer circulating. ● Weeding duplicate materials of more than 2 items or items with visible water damage.

Budget and Purchasing Plan

This page outlines the current budget available and specifically lists the priorities for this school year (2022-2023).

Annual Budget 2022-2023

State Funds	
Source	Amount
State (10011111000)	\$7,908.64
Internal Accounts	
Source	Amount
7346-Media Center (including Book Fair)	\$6,860.22
7351-Lost Library Books Fines	\$1,382.74
TOTAL	\$16151.60

Purchasing Plan 2022-2023

Approximate Purchasing Plan	
Purpose	Amount
SSYRA	\$1,500
Language Books-Spanish and Portuguese	\$500
Science and Technology section	\$2,000
Biography Section	\$800
Religion Section	\$500
Junior Library Guild Subscription	\$1,500
New Fiction Books	\$5,000
TOTAL	\$11,800

Reviewed by Stakeholders DATE 10/18/2022