

Carver Middle School

Media Center Collection Development Plan

Samuel Danner

Samuel Danner (Oct 20, 2022 15:31 EDT)

Samuel Danner
Principal

Renee Lester

Renee Lester
Certified Educational Media Specialist

Table of Contents

Table of Contents	2
Executive Summary	3
District Strategic Plan 2025	3
School Collection Development Plan	3
School Analysis	4
Collection Analysis	5
Collection Analysis by Category	6
Representation Analysis	7
Results	7
Summary	7
Strategic Focus	8
Budget and Purchasing Plan	9
Annual Budget 2022-2023	9
Purchasing Plan 2022-2023	9

Executive Summary

District Strategic Plan 2025

Orange County Public Schools is the ninth-largest school district in the United States and the fourth largest in Florida. The district serves more than 206,000 students at 202 schools and is one of the largest employers in Central Florida with more than 25,000 team members.

Vision: To ensure every student has a promising and successful future.

Mission: With the support of families and the community, we create enriching and diverse pathways to lead our students to success.

School Collection Development Plan

Carver Middle School serves 752 students enrolled in grades sixth through eighth. The student population's ethnicity is made up of 12% Hispanic and 88% Non-Hispanic students. Additionally, we serve a diverse population made up of 9% White, 90% Black, 0% Native, 0% Asian, 0% Pacific, and 1% Multicultural students.

The administration includes Principal Samuel Danner and Assistant Principals Maurice Simmons and Toyko Campbell. Carver Middle School is proud to offer the many special programs which provide students with opportunities. These include All-Stars After-School Program, BETA Club, Student Government, OPD Teen Summit, and Find Your Voice (girls club).

A thorough analysis of the current media center collection at Carver Middle School indicates that the average age of the collection is 2015 and the number of books per student is 10. The [American Association for School Libraries](#) has established a criteria for a highly effective media center that includes a ratio of 15-20 books available per student in the collection.

At this time, Carver Middle School does not meet the recommended standards for the number of books per student.

The analysis of the collection also revealed the following areas of strengths and concerns:

Strengths:

- The collection is predominantly newer with only 12% of the collection considered aged titles
- 37% of the collection support Social and Emotional Learning
- 38% of the titles in the collection support an environment that values and promotes diversity, equity and inclusion

Concerns:

- Carver's collection lacks many of the titles suggested by the DOE list and the B.E.S.T. standards suggested readings
- Currently 90% of the students who attend Carver are Black, however, only 10% of the titles in the collection represent black characters.

- The collection is limited in the amount of titles available in languages other than English

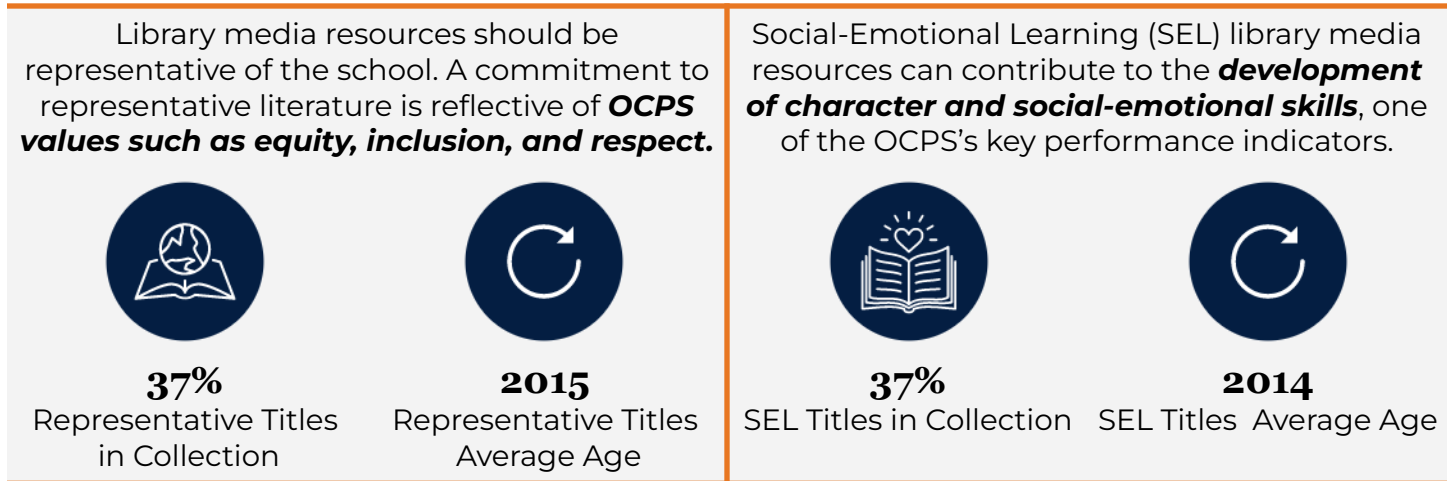

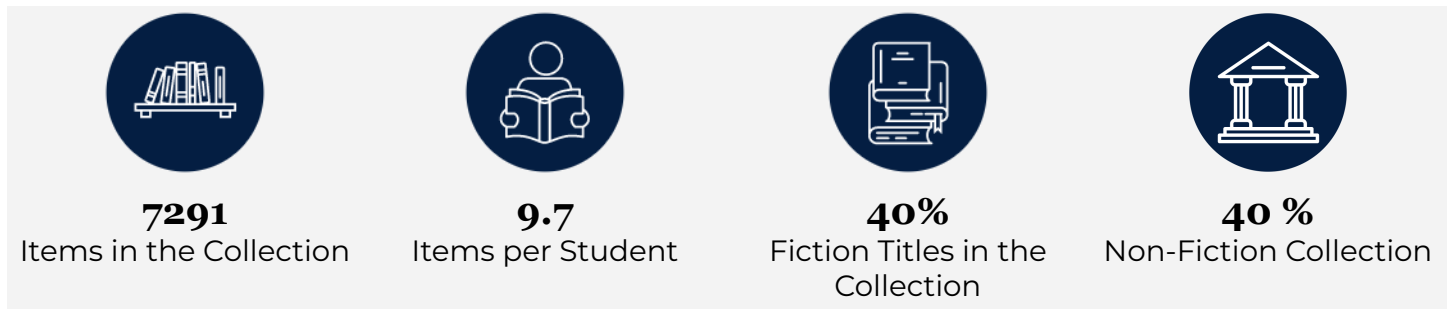
School Analysis

The school analysis provides an overview of the school's enrollment, demographics and special programs offered.

Enrollment & Demographic Data					
752 2022-23 Student Enrollment as of August 31, 2022	Subgroups		Federal Ethnicity		
	17% ELL	13% ESE	12% Hispanic	88% Non-Hispanic	
Federal Race Category					
9% White	90% Black	0% Native	0% Asian	0% Pacific	1% Multicultural
Proficiency Data					
Assessment	2020-21	2021-22	Assessment	2020-21	2021-22
FSA ELA Grade 6	31%	26%	FSA Math Grade 6	21%	25%
FSA ELA Grade 7	21%	25%	FSA Math Grade 7	22%	22%
FSA ELA Grade 8	29%	24%	FSA Math Grade 8	22%	38%
Civics EOC	41%	42%	Algebra 1 EOC	66%	98%
NGSSS Sci 8 EOC	23%	28%	Geometry EOC	93%	100%

Collection Analysis

The collection is developed for and influenced by students, their interests, academic needs and alignment to the curriculum. The data below is a snapshot of the collection based on a Titlewise Analysis.



Library media resources are distributed across the **lexile reading level ranges** noted below.



Collection Analysis by Category

The information collected in this section provides a detailed look at the current library collection by classification and genre. The information was gathered from Follett Destiny, the library management system, and Titlewave, the vendor's ordering and analysis tool.

Section	# of Titles	Average Age
Computer Science, Information & General Works	102	2016
Philosophy & Psychology	41	2017
Religion	32	2017
Social Sciences	869	2016
Language	75	2010
Science	369	2016
Technology	441	2017
Arts & Recreation	249	2016
Literature	161	2010
History & Geography	638	2016
Biography	541	2016
Easy	9	2010
General Fiction	2892	2013
Graphic Novels	680	2011

Notes

- Titles that are available in languages other than English are limited. With the increase of ELL students, the current amount needs improvement
- A large amount of graphic novels copies are in poor shape and need to be replaced
- Many book series are incomplete and need to be replaced with complete series
- In addition to physical books, Carver students have access to 800 ebooks titles through SORA.

Representation Analysis

To deepen focus on strategic collection development, specific sections of the collection were analyzed in detail to determine whether the media center collection reflects and represents various points of view and experiences. The goal is to provide a balanced collection that can be both a mirror, to reflect a reader's experience, and a window, so readers can experience different viewpoints.

Results

Based on the available school data of Carver Middle School in comparison to Collection Analysis results, it was found that:

Representation Focus	Avg. Age of Target Population Titles	# of Target Population Titles	% of Target Population Titles	% of Students
African Americans	2015	752	10%	90%
Latinx/ Hispanic American	2012	76	1%	12%

Summary

After completing a deeper, targeted analysis of the representation section of the TitleWise report, it was determined that:

- Although 90% of the students that attend Carver are African American, African American subjects, lead characters, biographies, etc only comprise of 10% of the collection
- The collection lacks books in native languages
- The Hispanic population of the school is underrepresented in the collection

Strategic Focus

This page lists the priorities for selection and weeding for each school year and includes the action, updates, and outcomes. This is subject to change due to funding and time constraints.

School Year	Strategic Focus
2022-23	Selection Priorities <ul style="list-style-type: none">● Increase Diverse Titles that reflect school population● Update Technology Section (600's)● Increase the amount of titles in the Science section (500's)
	Weeding Priorities <ul style="list-style-type: none">● PSAT/SAT/ College Board Test Prep Books (Out-dated)● Biographies● 600 Section (Technology)
2023-24	Selection Priorities <ul style="list-style-type: none">● Complete Book Series to contain all titles● Refresh the Graphic Novel Selection● Update 000 section (Computer Science, Information, and General Knowledge)
	Weeding Priorities <ul style="list-style-type: none">● Aged Fiction● Out-of- date material in the 000 section (Computer Science, Information and General Knowledge)● 200 section (religion)

Budget and Purchasing Plan

This page outlines the current budget available and specifically lists the priorities for this school year (2022-2023).

Annual Budget 2022-2023

State Funds	
<i>Source</i>	<i>Amount</i>
State (1001111500)	\$10,586.38
Internal Accounts	
<i>Source</i>	<i>Amount</i>
Internal Account #7351	\$1354.62
TOTAL	\$11941.

Purchasing Plan 2022-2023

Approximate Purchasing Plan	
<i>Purpose</i>	<i>Amount</i>
High-Interest Fiction	\$5386.38
Periodicals	\$300.
Technology Based Books	\$1000
Biographies	\$700
B.E.S.T. Standards Readings	\$700
Graphic Novel Series	\$1200
Non-fiction	\$1300
Library Decorations	\$300

Student Incentives	\$1054.62
TOTAL	\$11941

Reviewed by Stakeholders DATE: September 20, 2022







OCPS Carver Middle School Collection Development Plan

Final Audit Report

2022-10-20

Created:	2022-09-20
By:	Renee Lester (renee.lester@ocps.net)
Status:	Signed
Transaction ID:	CBJCHBCAABAAD5AXMLQInn_vV6v304zt5m2q-gAqpm10

"OCPS Carver Middle School Collection Development Plan" History

-  Document created by Renee Lester (renee.lester@ocps.net)
2022-09-20 - 6:03:20 PM GMT- IP address: 168.184.84.75
-  Document emailed to Samuel Danner (samuel.danner@ocps.net) for signature
2022-09-20 - 6:04:45 PM GMT
-  New document URL requested by Renee Lester (renee.lester@ocps.net)
2022-10-19 - 5:17:43 PM GMT- IP address: 168.184.83.79
-  Email viewed by Samuel Danner (samuel.danner@ocps.net)
2022-10-20 - 7:19:33 PM GMT- IP address: 168.184.83.79
-  Document e-signed by Samuel Danner (samuel.danner@ocps.net)
Signature Date: 2022-10-20 - 7:31:05 PM GMT - Time Source: server- IP address: 168.184.83.79
-  Agreement completed.
2022-10-20 - 7:31:05 PM GMT