



# Clay Springs Elementary School

Media Center Collection Development Plan

---

*Rebecca McDaid*

Rebecca McDaid  
Principal

---

*Skylar Calzada*

Skylar Calzada  
Certified Educational Media Specialist

# Table of Contents

---

<b>Table of Contents</b>	<b>2</b>
<b>Executive Summary</b>	<b>2</b>
District Strategic Plan 2025	3
School Collection Development Plan	3
<b>School Analysis</b>	<b>3</b>
<b>Collection Analysis</b>	<b>5</b>
<b>Collection Analysis by Category</b>	<b>6</b>
<b>Representation Analysis</b>	<b>7</b>
Results	7
Summary	7
<b>Strategic Focus</b>	<b>8</b>
<b>Budget and Purchasing Plan</b>	<b>9</b>
Annual Budget 2022-2023	9
Purchasing Plan 2022-2023	9

# Executive Summary

---

## *District Strategic Plan 2025*

Orange County Public Schools is the ninth-largest school district in the United States and the fourth largest in Florida. The district serves more than 206,000 students at 202 schools and is one of the largest employers in Central Florida with more than 25,000 team members.

**Vision:** To ensure every student has a promising and successful future.

**Mission:** With the support of families and the community, we create enriching and diverse pathways to lead our students to success.

## *School Collection Development Plan*

Clay Springs Elementary School serves 699 students enrolled in Kindergarten through fifth grades. The student population's ethnicity is made up of 54% Hispanic and 46% Non-Hispanic students. Additionally, we serve a diverse population made up of 77% White, 15% Black, 0% Native, 2% Asian, 1% Pacific, and 5% Multicultural students.

The administration includes Principal Rebecca McDaid and Assistant Principal Sallie Long. Clay Springs Elementary School is proud to offer the many special programs which provide students with opportunities. These include Battle of the Books, National Junior Honor Society, Dance Club, Orchestra, Chorus, Theater, Chess Club, Science Tutoring, Study Island, and Girls on the Run.

A thorough analysis of the current media center collection at Clay Springs Elementary School indicates that the average age of the collection is 2005 and the number of books per student is 29. The [American Association for School Libraries](#) has established a criteria for a highly effective media center that includes a ratio of 15-20 books available per student in the collection. At this time, Clay Springs Elementary School does not meet the recommended standards for the number of books per student.

The analysis of the collection and the student achievement data also revealed the following areas of strengths and concerns:

- Less than 50% of 5th grade students showed proficiency on the Science EOC, therefore our library collection could use more titles that align with science standards and engage students with modern science topics
- 54% of students at our school are of Hispanic ethnicity, therefore our collection should include more titles about Hispanic people and cultures
- We have 1,941 additional titles available on digital resources (Sora + Destiny) to add strength to our collection - does checking out get shown on our thing?
- Since so many of our readers read below a 350 lexile, we need to bring in modern titles with a BR-350 lexile since a majority of our books have a lexile between 500-674

- Our collection of 'Easy' and 'Fiction' is very plentiful and similar in quantity, so we have a lot to weed from and choose to strengthen both sections under Fiction
- Since our Non-fiction section is outdated in many of the age-sensitive categories, we will need to weed and replenish with modern books regarding science, history, biography, social sciences, and technology
- We need many more titles to fill our 'Computer Science/General works' area as well as 'Religion' since these sections have by far the lowest number of titles compared to the other Non-Fiction sections

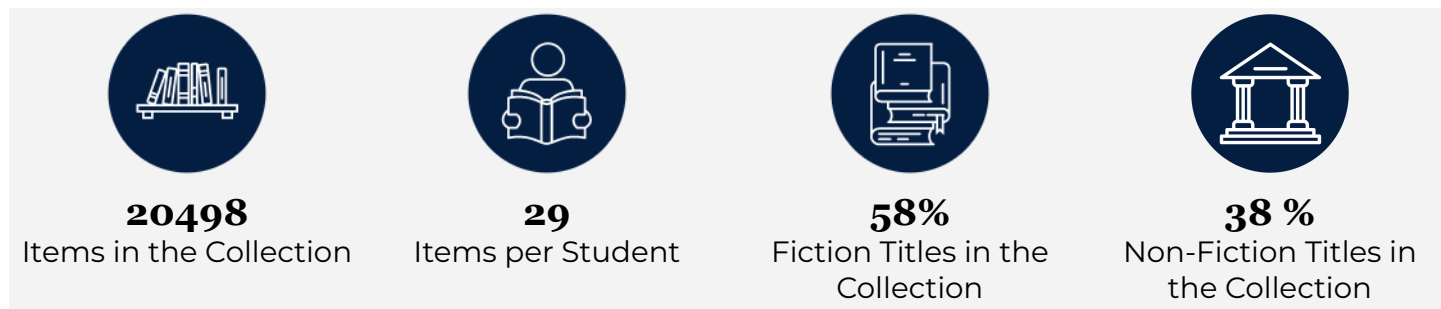
## School Analysis

The school analysis provides an overview of the school's enrollment, demographics and proficiency data.

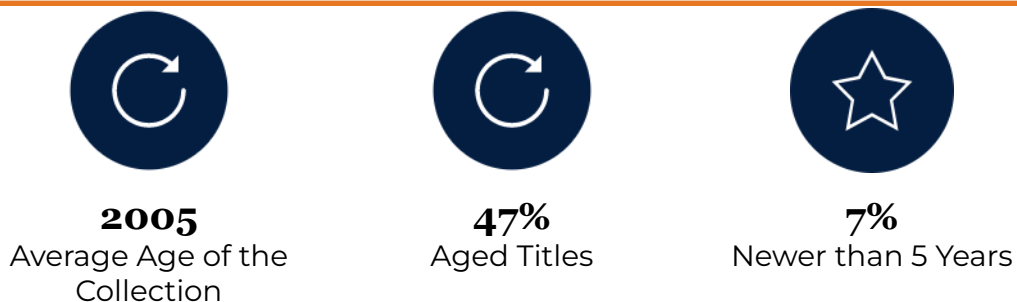
Enrollment & Demographic Data					
<b>699</b> 2022-23 Student Enrollment as of August 31, 2022	Subgroups		Federal Ethnicity		
		<b>28%</b> ELL	<b>14%</b> ESE	<b>54%</b> Hispanic	<b>46%</b> Non-Hispanic
Federal Race Category					
<b>77%</b> White	<b>15%</b> Black	<b>0%</b> Native	<b>2%</b> Asian	<b>1%</b> Pacific	<b>5%</b> Multicultural
Proficiency Data					
Assessment	2020-21	2021-22	Assessment	2020-21	2021-22
<b>FSA ELA Grade 3</b>	48%	54%	<b>FSA Math Grade 3</b>	48%	57%
<b>FSA ELA Grade 4</b>	48%	50%	<b>FSA Math Grade 4</b>	58%	55%
<b>FSA ELA Grade 5</b>	41%	50%	<b>FSA Math Grade 5</b>	52%	43%
<b>NGSSS Sci 5 EOC</b>	31%	49%			

## Collection Analysis

The collection is developed for and influenced by students, their interests, academic needs and alignment to the curriculum. The data below is a snapshot of the collection based on a Titlewise Analysis.



Library media resources are curated to include both recently published works and classics that both rightfully impact the average age of the collection.

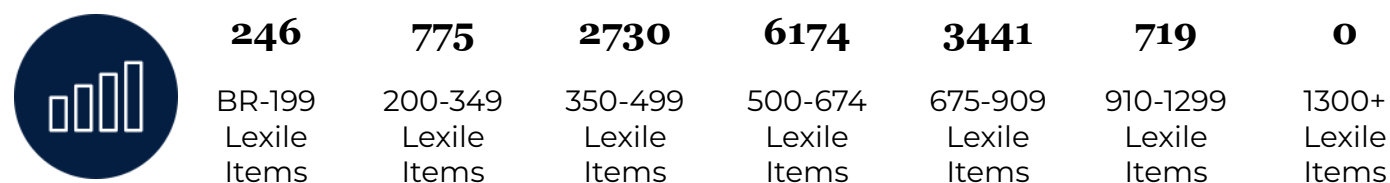


Library media resources should be representative of the school. A commitment to representative literature is reflective of **OCPS values such as equity, inclusion, and respect.**

Social-Emotional Learning (SEL) library media resources can contribute to the **development of character and social-emotional skills**, one of the OCPS's key performance indicators.



Library media resources are distributed across the **lexile reading level ranges** noted below.



## Collection Analysis by Category

---

The information collected in this section provides a detailed look at the current library collection by classification and genre. The information was gathered from Follett Destiny, the library management system, and Titlewave, the vendor's ordering and analysis tool.

Section	# of Titles	Average Age
Computer Science, Information & General Works	51	2013
Philosophy & Psychology	43	2010
Religion	29	2009
Social Sciences	842	2003
Language	178	2007
Science	2808	2008
Technology	1282	2008
Arts & Recreation	606	2010
Literature	332	2004
History & Geography	823	2007
Biography	586	2009
Easy	5308	2004
General Fiction	6086	2004
Graphic Novels	107	2015

### Notes

- The science Non-fiction section is an average of 14 years old and may need updating
- Our 'Easy/Everybody' section has an average age of 18 years and needs more modern
- Our Graphic novels are showing only 107 which means many have been entered incorrectly
- We need more titles in Computer Science, Philosophy, and Religion
- Arts and Recreation needs an update based on 12 year average age
- General Fiction has an average age of 18 years old so it is becoming very outdated

# Representation Analysis

---

To deepen focus on strategic collection development, specific sections of the collection were analyzed in detail to determine whether the media center collection reflects and represents various points of view and experiences. The goal is to provide a balanced collection that can be both a mirror, to reflect a reader's experience, and a window, so readers can experience different viewpoints.

## **Results**

Based on the available school data of Clay Springs Elementary School in comparison to Collection Analysis results, it was found that:

Representation Focus	Avg. Age of Target Population Titles	# of Target Population Titles	% of Target Population Titles	% of Students
Latin/Hispanic American	2008	150	0.7%	54%
African American	2006	331	1.6%	15%

## **Summary**

After completing a deeper, targeted analysis of the representation section of the TitleWise report, it was determined that:

- Over half of our student body is of Hispanic ethnicity, and we need to add a strong number of titles that gives us a more diverse library for this group
- We need to strengthen our selection of titles that fit the African American category for diversity based on having less than 2% of our collection fit this category

# Strategic Focus

---

This page lists the priorities for selection and weeding for each school year and includes the action, updates, and outcomes. This is subject to change due to funding and time constraints.

School Year	Strategic Focus
2022-23	<p><b>Selection Priorities</b></p> <ul style="list-style-type: none"> <li>• Add more Hispanic American titles to match our student body</li> <li>• Focus on adding Easy/Everybody books with Lexiles between BR and 350</li> <li>• Non-fiction books in 'Computer Science', 'General Works', and 'Religion'</li> </ul>
	<p><b>Weeding Priorities</b></p> <ul style="list-style-type: none"> <li>• Weed age-sensitive outdated Non-Fiction books</li> <li>• Weed older Fiction titles - outdated and in bad shape</li> <li>• Weed the excessive amounts of science animal books, since that NF section is the most abundant relatively</li> <li>• Weed the older Sunshine State book that haven't been removed yet</li> </ul>
2023-24	<p><b>Selection Priorities</b></p> <ul style="list-style-type: none"> <li>• Add the new Sunshine State books for 2023-2024</li> <li>• Add more titles with the African American diversity category</li> <li>• Add Science titles that connect with curriculum</li> </ul>
	<p><b>Weeding Priorities</b></p> <ul style="list-style-type: none"> <li>• Remove older Easy/Everybody books that are in poor condition</li> <li>• Weed Medical Science Non-fiction books that are outdated</li> <li>• Weed any 'Computer Science' or 'technology' Non-Fiction books that are outdated and have technology that has been replaced or is irrelevant</li> <li>• Weed the previous year's Sunshine State books down to just 2 copies of each for new school year</li> </ul>



# Budget and Purchasing Plan

---

This page outlines the current budget available and specifically lists the priorities for this school year (2022-2023).

## *Annual Budget 2022-2023*

State Funds	
<i>Source</i>	<i>Amount</i>
State (1001111100)	\$3,121.36
Internal Accounts	
<i>Source</i>	<i>Amount</i>
Lost/Damaged Library Books	\$769.11
Scholastic	\$3864.00
Media	\$19.97
<b>TOTAL</b>	\$7774.44

## *Purchasing Plan 2022-2023*

Approximate Purchasing Plan	
<i>Purpose</i>	<i>Amount</i>
2023-2024 Sunshine State Books	\$2000
Hispanic American Books	\$300
African American Books	\$200
General Works/Computer Science Non-F Books	\$150
Easy/Everybody Books Lexile BR-350	\$200
<b>TOTAL</b>	\$2,850

Reviewed by Stakeholders on DATE \_\_\_\_October 5, 2022\_\_\_\_