




**Orange County
Public Schools**

2021-2022



Maitland Middle School

Media Center
Collection Development Plan

Aski-Melik Brown, Principal

Kelly Delaney, Library Media Specialist

Table of Contents

Executive Summary	3
District Strategic Plan 2025	3
School Collection Development Plan	3
School Analysis	4
Collection Analysis	5
Collection Analysis by Category	6
Diversity Audit	7
Strategic Focus	8
Budget and Purchasing Plan	9

Executive Summary

District Strategic Plan 2025

Orange County Public Schools is the ninth-largest school district in the United States and the fourth largest in Florida. The district serves more than 206,000 students at 202 schools and is one of the largest employers in Central Florida with more than 25,000 team members.

Vision: To ensure every student has a promising and successful future.

Mission: With the support of families and the community, we create enriching and diverse pathways to lead our students to success.

School Collection Development Plan

Maitland Middle School serves 760 students enrolled in grade 6-8. The student population's ethnicity is made up of 22 % Hispanic and 78 % Non-Hispanic students. Additionally, we serve a diverse population made up of 72 % White, 20 % Black, 0 % Native, 3 % Asian, 1 % Pacific, and 4 % Multicultural students.

The administration includes Principal AskiMelik Brown and Assistant Principals Crystal Higgs and Kimberly Pavlonnis. Maitland Middle School is proud to offer the many special programs which provide students with opportunities.

A thorough analysis of the current media center collection at Maitland Middle School indicates that the average age of the collection is 2007 and the number of books per student is 17. The [American Association for School Libraries](#) has established a criteria for a highly effective media center that includes a ratio of 15-20 books available per student in the collection. At this time, Maitland Middle School meets the recommended standards for the number of books per student.

The analysis of the collection also revealed the following areas of strengths and concerns:

- Strong- multicultural literary collection
- Strong- collection contains many of the titles suggested by DOE Corcoran's 6-8 list and the new B.E.S.T. Standards suggested readings.
- Strong- Plentiful SEL resources in the collection.
- Concern- dated collection specifically non-fiction.
- Concern- nonfiction is extremely dated. We are in year one of a three year plan to update.

School Analysis

The school analysis provides an overview of the school's enrollment, demographics and proficiency data. Proficiency refers to the percentage of students scoring at a Level 3 or above.

Maitland Middle School Enrollment & Demographics Data

760

2021-22 Student Enrollment as of August 31, 2021

Federal Ethnicity

22 %
Hispanic

78 %
Non-Hispanic

Federal Race Category

72 %
White

20 %
Black

0 %
Native

3 %
Asian

1 %
Pacific


4 %
Multicultural

Proficiency Data

Assessment	2018-19	2020-21	Assessment	2018-19	2020-21
FSA ELA Grade 6	62%	59%	FSA Math Grade 6	48%	48%
FSA ELA Grade 7	58%	61%	FSA Math Grade 7	59%	61%
FSA ELA Grade 8	70%	61%	FSA Math Grade 8	49%	28%
Civics EOC	78%	76%	Algebra 1 EOC	93%	91%
NGSSS Sci 8 EOC	66%	55%	Geometry EOC	100%	95%


Collection Analysis

The information provided in this section gives an overview of the entire library collection. collection analysis is based on a Titlewave Analysis completed during September 2021.




13,105

Items in the Collection



2007

Average Age of the Collection



17

Items per Student



53%

Fiction Titles in the Collection



28%

Nonfiction Titles in the Collection



30%

Aged Titles

Diverse library media resources reflect **OCPS values such as equity, inclusion, and respect.** The resources provide "mirrors, windows, and sliding glass doors" for students and teachers to see themselves in books and also learn about the lives of others through literature.



38%

Diverse Titles in Collection



2006

Diverse Titles Average Age

Social-Emotional Learning (SEL) library media resources can contribute to the **development of character and social-emotional skills** which is one of the district's key performance indicators.



41%

SEL Titles in Collection



2008

SEL Titles Average Age

Collection Analysis by Category

The information collected in this section provides a detailed look at the current library collection by classification and genre. The information was gathered from Follett Destiny, the library management system, and Titlewave, the vendor's ordering and analysis tool.

Section	# of Titles	Average Age	Visual Inspection
Computer Science, Information & General Works	65	2011	Nothing on 010 Bibliographies, 020 Library & Info Science. Limited 000 Computer Science & Knowledge Systems
Philosophy & Psychology	55	2009	Need: 100 Philosophy, 110 Metaphysics, 120 Epistemology, 140 Philosophical Schools of Thought, 160 Logic, 170 Ethics, 180 Ancient, Medieval & Eastern Philosophy, 190 Modern Western Philosophy
Religion	59	2008	210 Theory of Religion, 220-280 Christian, 290 Other Religions
Social Sciences	758	2009	Only missing 310 Statistics; could use 380 Commerce, Communications & Transportation. 390 (Folktales & Fairy Tales) aged as expected due to subject area.
Language	73	2005	Predominantly English to ___ translations; reference material
Science	424	2010	Need: 580 Plants (Botany), 560, Fossils & Prehistoric Life, 540 Chemistry, 510 Mathematics
Technology	451	2009	Need: 600 general technology, 650 Mgmt & PR, 660 Chemical Engineering, 670 Manufacturing, 690 Building & Construction
Arts & Recreation	882	2009	Need: 700 Arts (general), 710 Landscaping (needed in a middle school collection?), 750 Painting, 760 Graphic Arts, 770 Photography.
Literature	543	1994	Contains poetry too. Some are aged copies but in decent condition.
History & Geography	335	2012	970 North American heavy (not surprising), Ancient World is okay. Very weak in 960, 980, 990 which are History of Africa, South American, and "other areas" . Also need additions in general history (900) and geography (910).
Biography	472	2008	Biography was reorganized last year by student generated categories to increase circulation. Titles are aged (many entertainers & sports stars are out of date).
Fiction	6,917	2008	Well organized, reflects new & classic titles across multiple genres.
Graphic Novels	277		Predominantly paperbacks which get a lot of wear and tear. Students want "manga" specifically but, a lot of that is more mature and contains age inappropriate art- they are asked to use the public library to force parental involvement in selection of manga materials.

Diversity Audit

To deepen focus on strategic collection development, specific sections of the collection were analyzed in detail to determine whether the media center collection reflects various points of view, experiences, and representation. The goal is to provide a balanced collection that can be both a mirror (reflect a reader's experience) and a window (so readers can experience different viewpoints).

Targeted Student Population

Based on the enrollment and demographic data of Maitland Middle School, the diversity audit will focus on the Hispanic student population.

Enrollment & Demographic Data					
760				Federal Ethnicity	
2021-22 Student Enrollment as of August 31, 2021				22 % Hispanic	78 % Non-Hispanic
Federal Race Category					
72 % White	20 % Black	0 % Native	3 % Asian	1 % Pacific	4 % Multicultural

Diversity Audit Collection Analysis

The diversity audit analysis is based on titles available in the collection that feature the characters or culture of the targeted ethnic or race group or are written by a member of the ethnic or race group. The collection analysis for the targeted student population revealed the following results. The collection analysis

Avg. Age of Target Population Titles	# of Target Population Titles	% of Target Population Titles	% of Students
Fiction 2021 Nonfiction 2004	209 (does NOT include dictionaries)	1	22

Diversity Audit Summary

After completing a deeper, targeted analysis of the Diversity section of the TitleWise report, it shows that there are not enough books for the school's Hispanic population. The percentage of

books with Hispanic main characters and biographies of influential Hispanic people is 1% of the collection and the percentage of Hispanic students in our population is 22%.

Strategic Focus

This page lists the priorities for weeding and purchasing for each school year and includes the action, updates, and outcomes. This is subject to change due to funding and time constraints.

School Year	Strategic Focus
2021-22	Purchasing Priority 1: NONFICTION Purchasing Priority 2: Diverse titles Weeding Priority 1: nonfiction, aged, greatly loved, tattered books Weeding Priority 2, if needed. - Audio visual resources
2022-23	Purchasing Priority 1: NONFICTION Purchasing Priority 2: Diverse titles Weeding Priority 1: nonfiction Weeding Priority 2, if needed. - Audio visual resources (dvds)
2023-24	Purchasing Priority 1 Purchasing Priority 2 Weeding Priority 1 Weeding Priority 2, if needed.

Budget and Purchasing Plan

This page outlines the current budget available and specifically lists the priorities for this school year (2021-2022).

Annual Budget 2021-2022

Annual Budget	
Source	Amount
State (1001111500)	Started the year with: 3,619.05 Current as of 10/13/2021: 2,478.78
Approximate Annual Budget	
Source	Amount
Book Fairs	@ 1800.00
Grants	TBD
TOTAL	5,419.50

Note: Please confirm the amount of your 1001111500 state funds with your school's bookkeeper.

Purchasing Plan 2021-2022

Approximate Purchasing Plan	
Purpose	Amount
Junior Library Guild Subscription (Hi/Lo, nonfiction, biographies, and graphic novels that are vetted).	@977.20
Nonfiction purchases based on our gaps (see above) <ul style="list-style-type: none"> • When purchasing nonfiction titles, check publication dates! 	TBD 1500-2000*
2022-2023 Sunshine State Young Readers' Award books (Released in April/May 2022) Usually purchase 3-4 copies of each (2 hardback, 2 paperback).	TBD @750
TOTAL	