

Brenda Obelar
Certified Educational Media Specialist

Lisa Karcinski
Principal

Brenda Obelar

Lisa Karcinski (Oct 4, 2022 09:40 EDT)

Lisa Karcinski

Ocoee High School

Media Center Collection Development Plan

2022-2023

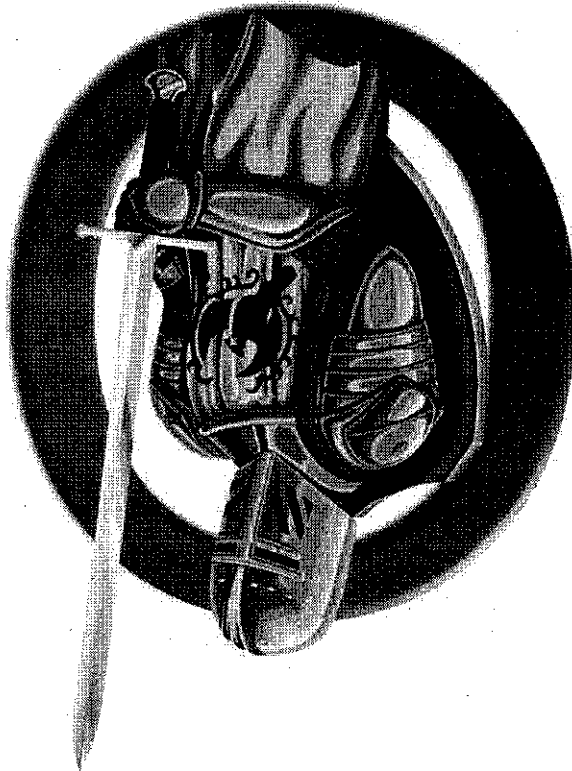


Table of Contents

2	Table of Contents
2	Executive Summary
3	District Strategic Plan 2025
3	School Collection Development Plan
3	School Analysis
5	Collection Analysis
6	Collection Analysis by Category
7	Representation Analysis
7	Results
7	Summary
8	Strategic Focus
9	Budget and Purchasing Plan
9	Annual Budget 2022-2023
9	Purchasing Plan 2022-2023

Executive Summary

District Strategic Plan 2025

Orange County Public Schools is the ninth-largest school district in the United States and the fourth largest in Florida. The district serves more than 206,000 students at 202 schools and is one of the largest employers in Central Florida with more than 25,000 team members.

Vision: To ensure every student has a promising and successful future.

Mission: With the support of families and the community, we create enriching and diverse pathways to lead our students to success.

School Collection Development Plan

Ocoee High School serves 2,506 students enrolled in ninth through twelfth grades. The student population's ethnicity is made up of 28% Hispanic and 72% Non-Hispanic students. Additionally, we serve a diverse population made up of 39% White, 53% Black, 1% Native, 4% Asian, 1% Pacific, and 2% Multicultural students.

The administration includes Principal, Lisa Karcinski and Assistant Principal, Thomas O'Brien. Ocoee High School is proud to offer the many special programs which provide students with opportunities. These include a Preschool program and Doggy Daycare.

A thorough analysis of the current media center collection at Ocoee High School indicates that the average age of the collection is 2002 and the number of books per student is 8. The American Association for School Libraries has established a criteria for a highly effective media center that includes a ratio of 15-20 books available per student in the collection. At this time, Ocoee High School does not meet the recommended standards for the number of books per student.

The analysis of the collection also revealed the following areas of strengths and concerns:

- Performance of students on assessments
 - Students in this school improved on the state achievement tests.
- Fiction vs. Nonfiction
 - This collection contains many of the titles suggested by the DOE list and the new B.E.S.T. Standards suggested readings.
- Based on the demographics represented
 - We will need to update our Biography section to make sure all demographics are represented.
- Age of Collection
 - The average publication date of 2002 is not acceptable, this will need to be updated to an average publication age of 2015 or newer.

School Analysis


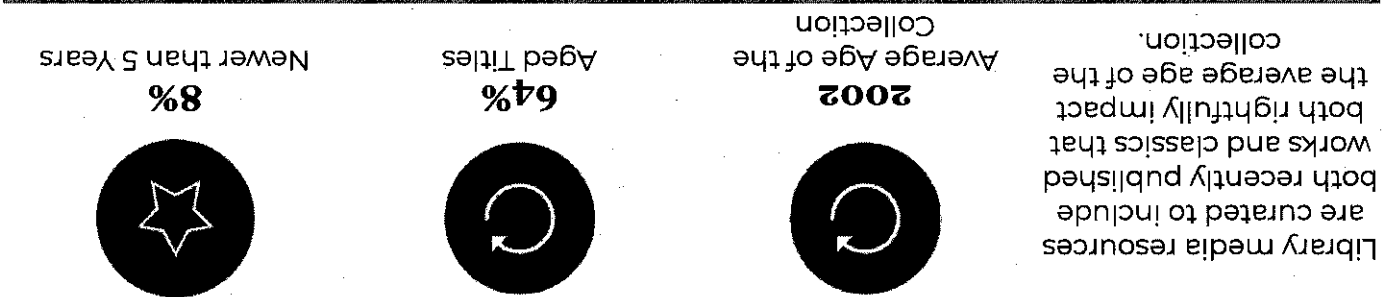
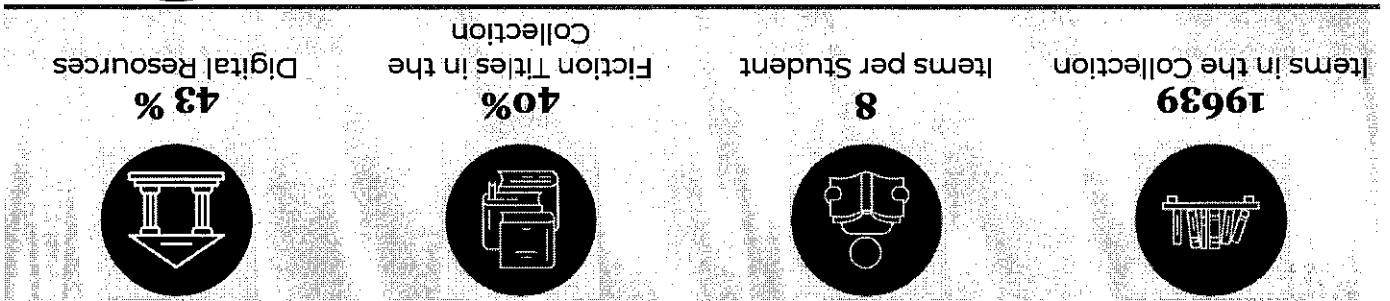
- Categories of Concern
 - This collection is in need of more popular fiction, graphic novels and non-fiction books like cookbooks, cars and animals that interest students. This will increase our items per student. We are currently at 8 items per student and we need to be at least 10 items per student.
 - Priority will be given to fiction and nonfiction.
 - Purchases of new books will focus on Hispanic students and Hispanic heritage as well as African American students.
 - Weeding focus
 - Weeding will focus on the OCPs Catalog Project as well as aged titles in fiction and/or nonfiction.
 - The year of the collection due to neglected weeding of nonfiction. When weeding is completed, the average age of the collection will greatly improve.

The school analysis provides an overview of the school's enrollment, demographics and special programs offered.

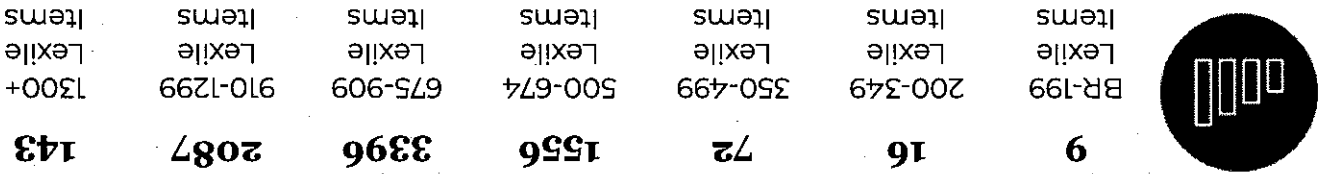
Enrollment & Demographic Data					
2506		Subgroups		Federal Ethnicity	
2022-23 Student Enrollment as of August 31, 2022					
13%		8%		72%	
EFL		ESE		Non-Hispanic	
Federal Race Category					
53%		4%		2%	
Black		Asian		Multicultural	
1%		1%		1%	
Native		Pacific		Multicultural	
Proficiency Data					
2020-21		2021-22		2021-22	
Assessment		Assessment		Assessment	
35%		40%		39%	
FSA ELA		FSA ELA		Grade 9	
12%		41%		31%	
Algebra 1 EOC		Geometry EOC		Algebra 1 EOC	
43%		64%		76%	
Biology EOC		U.S. History EOC		Biology EOC	

Collection Analysis

The collection is developed for and influenced by students, their interests, academic needs and alignment to the curriculum. The data below is a snapshot of the collection based on a Titlewise Analysis.



Library media resources are distributed across the **lexile reading level ranges** noted below.



Collection Analysis by Category

The information collected in this section provides a detailed look at the current library collection by classification and genre. The information was gathered from Follett Destiny, the library management system, and Titlewave, the vendor's ordering and analysis tool.

Section	# of Titles	Average Age
Computer Science, Information & General Works	43	2002
Philosophy & Psychology	190	2003
Religion	166	2001
Social Sciences	1000	2004
Language	502	2009
Science	318	2006
Technology	520	2004
Arts & Recreation	1009	2005
Literature	3431	1992
History & Geography	1367	2004
Biography	1185	1998
Easy	39	1999
General Fiction	2004	7815
Graphic Novels	2007	906

Representation Analysis

To deepen focus on strategic collection development, specific sections of the collection were analyzed in detail to determine whether the media center collection reflects and represents various points of view and experiences. The goal is to provide a balanced collection that can be both a mirror, to reflect a reader's experience, and a window, so readers can experience different viewpoints.

Results

Based on the available school data of Ocoee High School in comparison to Collection Analysis results, it was found that:

Representation Focus	Avg. Age of Target Population Titles	# of Target Population Titles	% of Target Population Titles	% of Students
African American	1997	1584	8	53
Latinx/Hispanic American	2008	407	2	28

Summary

After completing a deeper, targeted analysis of the representation section of the TitleWise report, it was determined that:

- Percentage of students in highest ethnicity vs. books with that representation
 - African American students are 53% of the school's population. However, we only have 137 fiction titles.
 - Hispanic students are 28% of the school's population. However, we only have 25 titles written in Spanish and only 5% of the characters or biographies feature Hispanic people.

Strategic Focus

This page lists the priorities for selection and weeding for each school year and includes the action, updates, and outcomes. This is subject to change due to funding and time constraints.

School Year	Strategic Focus
2022-23	<p>Selection Priorities</p> <ul style="list-style-type: none"> • Test prep study guides • Missing fiction titles that are part of a series. • Update fiction titles to include more books for our male students. <p>Weeding Priorities</p> <ul style="list-style-type: none"> • Graphic Novels • Religion and social science/ nonfiction • Spanish titles • Professional collection
2023-24	<p>Selection Priorities</p> <ul style="list-style-type: none"> • Professional collection • Nonfiction-sports • Nonfiction-animal care <p>Weeding Priorities</p> <ul style="list-style-type: none"> • Professional collection • Nonfiction-sports • Nonfiction-animal care

Budget and Purchasing Plan

This page outlines the current budget available and specifically lists the priorities for this school year (2022-2023).

Annual Budget 2022-2023

State Funds	
Source	Amount
State (100111500)	\$55,679.83
Internal Accounts	
Source	Amount
Library Media	2800.00
TOTAL	58,479.83

Purchasing Plan 2022-2023

Approximate Purchasing Plan	
Purpose	Amount
Test Prep Study Guides	2,000
Fiction titles, series	10,000
Fiction titles-boys	20,000
Professional resources	10,000
Nonfiction-sports and animal care	10,000
TOTAL	52,000

Reviewed by Stakeholders DATE 10-11-22 *S. Brown*