



# Pineloch Elementary School

Media Center Collection Development Plan

*Gerai Mays*

---

Gerai Mays  
Principal

*Haldon Bernard*

---

Haldon Bernard  
Certified Educational Media Specialist

# Table of Contents

---

<b>Table of Contents</b>	<b>2</b>
<b>Executive Summary</b>	<b>2</b>
District Strategic Plan 2025	3
School Collection Development Plan	3
<b>School Analysis</b>	<b>3</b>
<b>Collection Analysis</b>	<b>5</b>
<b>Collection Analysis by Category</b>	<b>6</b>
<b>Representation Analysis</b>	<b>7</b>
Results	7
Summary	7
<b>Strategic Focus</b>	<b>8</b>
<b>Budget and Purchasing Plan</b>	<b>9</b>
Annual Budget 2022-2023	9
Purchasing Plan 2022-2023	9

# Executive Summary

---

## *District Strategic Plan 2025*

Orange County Public Schools is the ninth-largest school district in the United States and the fourth largest in Florida. The district serves more than 206,000 students at 202 schools and is one of the largest employers in Central Florida with more than 25,000 team members.

**Vision:** To ensure every student has a promising and successful future.

**Mission:** With the support of families and the community, we create enriching and diverse pathways to lead our students to success.

## *School Collection Development Plan*

Pineloch Elementary School serves 860 students enrolled in Kindergarten through fifth grades. The student population's ethnicity is made up of 31% Hispanic and 69% Non-Hispanic students. Additionally, we serve a diverse population made up of 29% White, 67% Black, 0% Native, 1% Asian, 0% Pacific, and 3% Multicultural students.

The administration includes Principal Gerai Mays and Assistant Principal Dr. Maria Gaspar. Pineloch Elementary School is proud to offer the many special programs which provide students with opportunities.

A thorough analysis of the current media center collection at Pineloch Elementary School indicates that the average age of the collection is 2008 and the number of books per student is 14. The [American Association for School Libraries](#) has established a criteria for a highly effective media center that includes a ratio of 15-20 books available per student in the collection. At this time, Pineloch Elementary School does not meet the recommended standards for the number of books per student.

The analysis of the collection also revealed the following areas of strengths and concerns:

- The average publication date of 2008 is acceptable but needs improvement.
- This collection is in need of newer non-fiction books.
- This collection contains 3,246 Diverse Titles.
- Weeding will focus on the OCPS Catalog Project and aged titles in the Non-Fiction section.
- Purchasing of new books will focus on Graphic Novels and lower level reading books.
- 
-

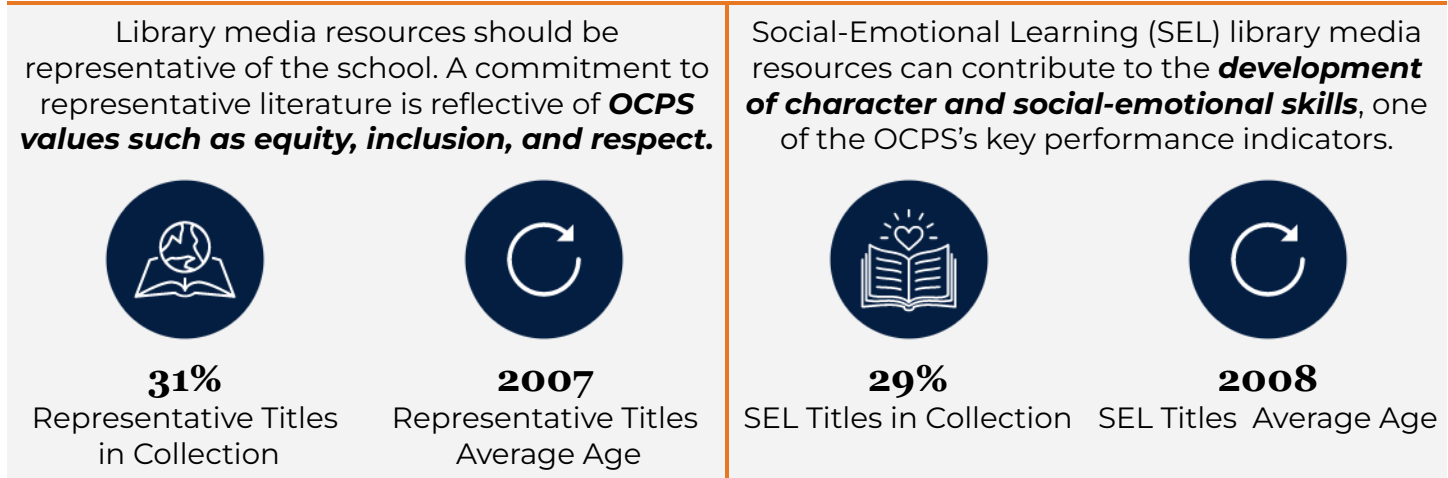

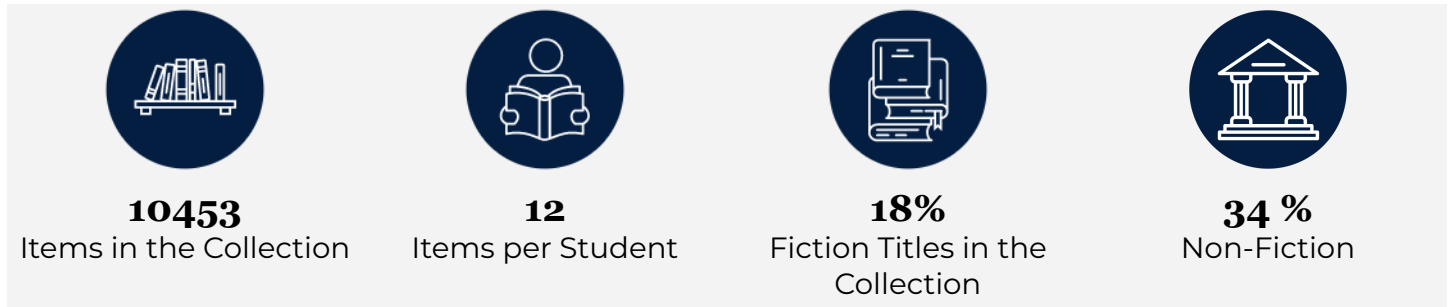
# School Analysis

The school analysis provides an overview of the school's enrollment, demographics and proficiency data.

Enrollment & Demographic Data					
<b>860</b> 2022-23 Student Enrollment as of August 31, 2022	Subgroups		Federal Ethnicity		
	<b>32%</b> ELL	<b>12%</b> ESE	<b>31%</b> Hispanic	<b>69%</b> Non-Hispanic	
Federal Race Category					
<b>29%</b> White	<b>67%</b> Black	<b>0%</b> Native	<b>1%</b> Asian	<b>0%</b> Pacific	<b>3%</b> Multicultural
Proficiency Data					
Assessment	2020-21	2021-22	Assessment	2020-21	2021-22
<b>FSA ELA Grade 3</b>	24%	25%	<b>FSA Math Grade 3</b>	26%	32%
<b>FSA ELA Grade 4</b>	23%	26%	<b>FSA Math Grade 4</b>	27%	27%
<b>FSA ELA Grade 5</b>	25%	22%	<b>FSA Math Grade 5</b>	26%	24%
<b>NGSSS Sci 5 EOC</b>	27%	24%			

## Collection Analysis

The collection is developed for and influenced by students, their interests, academic needs and alignment to the curriculum. The data below is a snapshot of the collection based on a Titlewise Analysis.



Library media resources are distributed across the **lexile reading level ranges** noted below.



## Collection Analysis by Category

---

The information collected in this section provides a detailed look at the current library collection by classification and genre. The information was gathered from Follett Destiny, the library management system, and Titlewave, the vendor's ordering and analysis tool.

Section	# of Titles	Average Age
Computer Science, Information & General Works	38	2012
Philosophy & Psychology	61	2013
Religion	23	2008
Social Sciences	543	2006
Language	74	2006
Science	1342	2009
Technology	468	2010
Arts & Recreation	258	2010
Literature	132	2007
History & Geography	590	2008
Biography	553	2010
Easy	2476	2003
General Fiction	1859	2010
Graphic Novels	306	2013

### Notes

- Average Age needs improvement
- Increase the number of books in the Computer and Religion section
- 
- 
- 
-

## Representation Analysis

---

To deepen focus on strategic collection development, specific sections of the collection were analyzed in detail to determine whether the media center collection reflects and represents various points of view and experiences. The goal is to provide a balanced collection that can be both a mirror, to reflect a reader's experience, and a window, so readers can experience different viewpoints.

### **Results**

Based on the available school data of Pineloch Elementary School in comparison to Collection Analysis results, it was found that:

Representation Focus	Avg. Age of Target Population Titles	# of Target Population Titles	% of Target Population Titles	% of Students
African American	2011	494	5%	67%
Latinx	2012	164	1.5%	31%
Asian American	2010	66	.6%	1%

### **Summary**

After completing a deeper, targeted analysis of the representation section of the TitleWise report, it was determined that:

- This collection needs more books representing Latinx and Asian Americans.
- The average age of the diverse books needs improvement.
-

## Strategic Focus

---

This page lists the priorities for selection and weeding for each school year and includes the action, updates, and outcomes. This is subject to change due to funding and time constraints.

School Year	Strategic Focus
<b>2022-23</b>	<b>Selection Priorities</b> <ul style="list-style-type: none"><li>● Priority 1: Update the Graphic Novel Section</li><li>● Priority 2: Sunshine State Books for 2023-2024</li><li>● Priority 3: Lower level books Fiction and Non-fiction</li></ul>
	<b>Weeding Priorities</b> <ul style="list-style-type: none"><li>● Priority 1: Religion Section (200's)</li><li>● Priority 2: Aged Titles</li><li>● Priority 3: Biography Section</li></ul>
<b>2023-24</b>	<b>Selection Priorities</b> <ul style="list-style-type: none"><li>● Priority 1</li><li>● Priority 2</li><li>● Priority 3</li></ul>
	<b>Weeding Priorities</b> <ul style="list-style-type: none"><li>● Priority 1</li><li>● Priority 2</li><li>● Priority 3</li></ul>



# Budget and Purchasing Plan

---

This page outlines the current budget available and specifically lists the priorities for this school year (2022-2023).

## *Annual Budget 2022-2023*

State Funds	
<i>Source</i>	<i>Amount</i>
State (1001111500)	\$6,800
Internal Accounts	
<i>Source</i>	<i>Amount</i>
Book Fairs	
Other	
<b>TOTAL</b>	

## *Purchasing Plan 2022-2023*

Approximate Purchasing Plan	
<i>Purpose</i>	<i>Amount</i>
Graphic Novels	\$500
Asian Culture	\$500
Religious Text	\$500
African American	\$500
Latinx	\$500
<b>TOTAL</b>	\$2500

Reviewed by Stakeholders on DATE \_\_\_\_\_