

# Pinewood Elementary School

Media Center Collection Development Plan

*Rozene Frett Bowie*

---

Rozene Frett Bowie  
Principal

*June Mitchell*

---

June Mitchell  
Certified Educational Media Specialist

# Table of Contents

---

<b>Table of Contents</b>	<b>2</b>
<b>Executive Summary</b>	<b>2</b>
District Strategic Plan 2025	3
School Collection Development Plan	3
<b>School Analysis</b>	<b>3</b>
<b>Collection Analysis</b>	<b>5</b>
<b>Collection Analysis by Category</b>	<b>6</b>
<b>Representation Analysis</b>	<b>7</b>
Results	7
Summary	7
<b>Strategic Focus</b>	<b>8</b>
<b>Budget and Purchasing Plan</b>	<b>9</b>
Annual Budget 2022-2023	9
Purchasing Plan 2022-2023	9

# Executive Summary

---

## *District Strategic Plan 2025*

Orange County Public Schools is the ninth-largest school district in the United States and the fourth largest in Florida. The district serves more than 206,000 students at 202 schools and is one of the largest employers in Central Florida with more than 25,000 team members.

**Vision:** To ensure every student has a promising and successful future.

**Mission:** With the support of families and the community, we create enriching and diverse pathways to lead our students to success.

## *School Collection Development Plan*

Pinewood Elementary School serves 486 students enrolled in Pre-Kindergarten through fifth grades. The student population's ethnicity is made up of 18% Hispanic and 82% Non-Hispanic students. Additionally, we serve a diverse population made up of 16% White, 82% Black, 0% Native, 0% Asian, 1% Pacific, and 1% Multicultural students.

The administration includes Principal Rozene Frett Bowie and Assistant Principal Autherene Leighvard. Pinewood Elementary School is proud to offer the many special programs which provide students with opportunities. These include Pre-K through 5th grade ASD units.

A thorough analysis of the current media center collection at Pinewood Elementary School indicates that the average age of the collection is 2002 and the number of books per student is 23. The [American Association for School Libraries](#) has established a criteria for a highly effective media center that includes a ratio of 15-20 books available per student in the collection. At this time, Pinewood Elementary School does meet the recommended standards for the number of books per student.

The analysis of the collection also revealed the following areas of strengths and concerns:

- Student data indicates that while students in 3rd and 4th grade made learning gains, students in 5th grade maintained a low level of proficiency in reading.
- The average publication date of 2002 needs to be improved.
- There are 1,941 eBooks, audiobooks & digital magazines available in Sora and Destiny.
- 66% of nonfiction collection is aged prior to the year 2000.
- Our school showed only 32% reading proficiency in 5th grade, but we have more books on the 3.0 level and need to acquire higher level offerings.
- This collection is in need of updated titles in the nonfiction section.
- More books featuring African-American and Hispanic people/characters to improve the ratios within the collection.

# School Analysis

The school analysis provides an overview of the school's enrollment, demographics and proficiency data.

Enrollment & Demographic Data					
<b>486</b> 2022-23 Student Enrollment as of August 31, 2022	Subgroups		Federal Ethnicity		
	<b>22%</b> ELL	<b>14%</b> ESE	<b>18%</b> Hispanic	<b>82%</b> Non-Hispanic	
Federal Race Category					
<b>16%</b> White	<b>82%</b> Black	<b>0%</b> Native	<b>0%</b> Asian	<b>1%</b> Pacific	<b>1%</b> Multicultural
Proficiency Data					
Assessment	2020-21	2021-22	Assessment	2020-21	2021-22
<b>FSA ELA Grade 3</b>	38%	45%	<b>FSA Math Grade 3</b>	25%	43%
<b>FSA ELA Grade 4</b>	32%	52%	<b>FSA Math Grade 4</b>	39%	43%
<b>FSA ELA Grade 5</b>	33%	32%	<b>FSA Math Grade 5</b>	41%	45%
<b>NGSSS Sci 5 EOC</b>	37%	35%			

# Collection Analysis

The collection is developed for and influenced by students, their interests, academic needs and alignment to the curriculum. The data below is a snapshot of the collection based on a Titlewise Analysis.




**11147**

Items in the Collection



**27**

Items per Student



**46%**


Fiction Titles in the Collection



**54 %**

Nonfiction

Library media resources are curated to include both recently published works and classics that both rightfully impact the average age of the collection.



**2002**

Average Age of the Collection



**66%**

Aged Titles



**16%**


Newer than 5 Years

Library media resources should be representative of the school. A commitment to representative literature is reflective of **OCPS values such as equity, inclusion, and respect.**



**34%**

Representative Titles in Collection



**2001**

Representative Titles Average Age

Social-Emotional Learning (SEL) library media resources can contribute to the **development of character and social-emotional skills**, one of the OCPS's key performance indicators.



**30%**

SEL Titles in Collection



**2003**

SEL Titles Average Age

Library media resources are distributed across the **lexile reading level ranges** noted below.



**153**

BR-199  
Lexile  
Items

**358**

200-349  
Lexile  
Items

**1257**

350-499  
Lexile  
Items

**2917**

500-674  
Lexile  
Items

**1769**

675-909  
Lexile  
Items

**743**

910-1299  
Lexile  
Items

**5**

1300+  
Lexile  
Items

## Collection Analysis by Category

---

The information collected in this section provides a detailed look at the current library collection by classification and genre. The information was gathered from Follett Destiny, the library management system, and Titlewave, the vendor's ordering and analysis tool.

Section	# of Titles	Average Age
Computer Science, Information & General Works	70	2011
Philosophy & Psychology	40	2004
Religion	35	1996
Social Sciences	848	1998
Language	88	1998
Science	1465	2004
Technology	796	2002
Arts & Recreation	969	2002
Literature	341	1996
History & Geography	555	2000
Biography	798	2003
Easy	3137	1998
General Fiction	1945	2008
Graphic Novels	258	2015

### Notes

## Representation Analysis

---

To deepen focus on strategic collection development, specific sections of the collection were analyzed in detail to determine whether the media center collection reflects and represents various points of view and experiences. The goal is to provide a balanced collection that can be both a mirror, to reflect a reader's experience, and a window, so readers can experience different viewpoints.

### **Results**

Based on the available school data of Pinewood Elementary School in comparison to Collection Analysis results, it was found that:

Representation Focus	Avg. Age of Target Population Titles	# of Target Population Titles	% of Target Population Titles	% of Students
Latinx/Hispanic	2005	127	1%	18%
African American	2008	686	6%	82%

### **Summary**

After completing a deeper, targeted analysis of the representation section of the TitleWise report, it was determined that:

- African American students are 82% of the school's population. However, we only have 6% of the characters or biographies feature African American people.
- Hispanic students are 18% of the school's population. However, we only have 1% of the characters or biographies feature Hispanic people.

# Strategic Focus

---

This page lists the priorities for selection and weeding for each school year and includes the action, updates, and outcomes. This is subject to change due to funding and time constraints.

School Year	Strategic Focus
<p><b>2022-23</b></p>	<p><b>Selection Priorities</b></p> <ul style="list-style-type: none"> <li>● SSYRA titles for upcoming school year</li> <li>● African American titles</li> <li>● LatinX/Hispanic biographies and titles</li> <li>● Update nonfiction collection based on category analysis</li> <li>● Titles that students' request and that support the curriculum</li> </ul>
	<p><b>Weeding Priorities</b></p> <ul style="list-style-type: none"> <li>● Biographies older than 2010</li> <li>● Fiction as needed: old, damaged, multiple titles</li> <li>● Non-Fiction literature and social sciences categories older than 2015</li> <li>● District catalog clean-up plan</li> </ul>
<p><b>2023-24</b></p>	<p><b>Selection Priorities</b></p> <ul style="list-style-type: none"> <li>● Continue to purchase African American titles</li> <li>● Continue to purchase latinX/Hispanic biographies and titles</li> <li>● Continue to purchase update nonfiction collection based on category analysis</li> </ul>
	<p><b>Weeding Priorities</b></p> <ul style="list-style-type: none"> <li>● Continue previous year's priorities</li> </ul>



# Budget and Purchasing Plan

---

This page outlines the current budget available and specifically lists the priorities for this school year (2022-2023).

## *Annual Budget 2022-2023*

State Funds	
Source	Amount
State (1001111100)	\$ 2,588.62
Internal Accounts	
Source	Amount
Book Fairs (7551.000)	\$ 1,152.47
Fall Book Fair 2022	\$ 1,000.00
Media Center (7346.000)	\$ 97.08
<b>TOTAL</b>	<b>\$4838.17</b>

## *Purchasing Plan 2022-2023*

Approximate Purchasing Plan	
Purpose	Amount
SSYRA 2023-2024	20%
Hispanic Fiction & Biographies	20%
African American Fiction & Biographies	20%
Student requests and support curriculum	20%
Updating NonFiction categories	20%
<b>TOTAL</b>	<b>100%</b>

Reviewed by Stakeholders on 10/11/2022