



Orange County
Public Schools

Lancaster Elementary School

Media Center Collection Development Plan

Natasha Pender
Principal

Jennifer Moton
[Jennifer Moton \(Oct 13, 2022 16:07 EDT\)](#)

Jennifer Moton
Certified Educational Media Specialist

Table of Contents

Table of Contents	2
Executive Summary	2
District Strategic Plan 2025	3
School Collection Development Plan	3
School Analysis	3
Collection Analysis	5
Collection Analysis by Category	6
Representation Analysis	7
Results	7
Summary	7
Strategic Focus	8
Budget and Purchasing Plan	9
Annual Budget 2022-2023	9
Purchasing Plan 2022-2023	9

Executive Summary

District Strategic Plan 2025

Orange County Public Schools is the ninth-largest school district in the United States and the fourth largest in Florida. The district serves more than 206,000 students at 202 schools and is one of the largest employers in Central Florida with more than 25,000 team members.

Vision: To ensure every student has a promising and successful future.

Mission: With the support of families and the community, we create enriching and diverse pathways to lead our students to success.

School Collection Development Plan

Lancaster Elementary School serves 563 students enrolled in Kindergarten through fifth grades. The student population's ethnicity is made up of 77% Hispanic and 23% Non-Hispanic students. Additionally, we serve a diverse population made up of 70% White, 25% Black, 1% Native, 1% Asian, 1% Pacific, and 3% Multicultural students.

The administration includes Principal Natasha Pender and Assistant Principal Ms. Nicole Bullen. Lancaster Elementary School is proud to offer the many special programs which provide students with opportunities. These include Literacy Week, SECME, Book -It, Battle of the Books.

A thorough analysis of the current media center collection at Lancaster Elementary School indicates that the average age of the collection is 2007 and the number of books per student is 18. The [American Association for School Libraries](#) has established a criteria for a highly effective media center that includes a ratio of 15-20 books available per student in the collection. At this time, Lancaster Elementary School does not meet the recommended standards for the number of books per student.

The analysis of the collection also revealed the following areas of strengths and concerns:

- Our 3rd and 4th grade students made significant gains on the FSA ELA and Math assessments.
- Aged titles in nonfiction should be weeded as appropriate and replaced.
- Hispanic and Latinx titles need to be added to the collection
- Increase in nonfiction titles: animals, space, dinosaurs, social science sports, computer science and a variety of religious/myths is needed.
- Increase in popular everyone (picture books) is needed.
- Increase in second and third grade fiction titles is needed.
- Biography section needs more relevant figures.

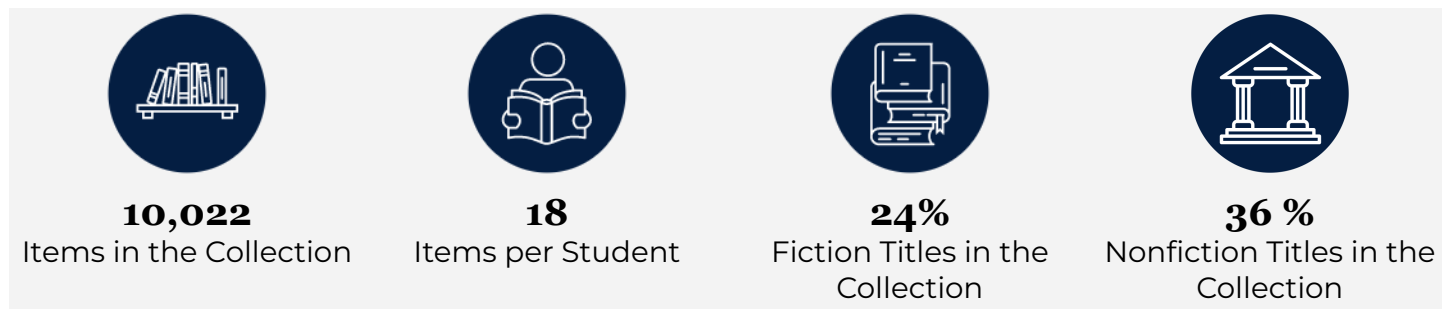
School Analysis

The school analysis provides an overview of the school's enrollment, demographics and proficiency data.

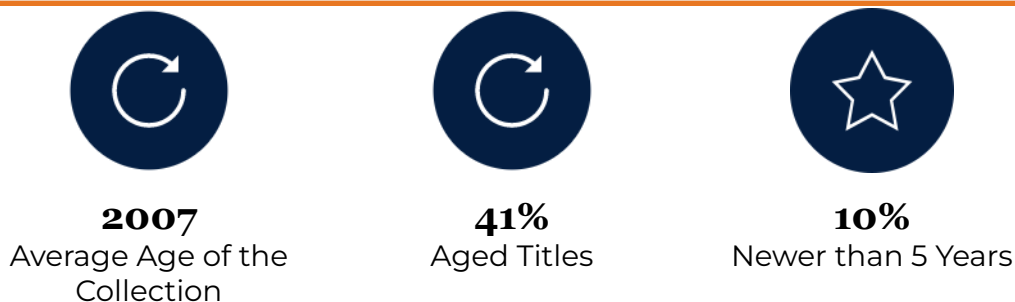
Enrollment & Demographic Data					
561 2022-23 Student Enrollment as of August 31, 2022	Subgroups		Federal Ethnicity		
	56% ELL	5% ESE	77% Hispanic	23% Non-Hispanic	
Federal Race Category					
70% White	25% Black	1% Native	1% Asian	1% Pacific	3% Multicultural
Proficiency Data					
Assessment	2020-21	2021-22	Assessment	2020-21	2021-22
FSA ELA Grade 3	31%	33%	FSA Math Grade 3	19%	48%
FSA ELA Grade 4	27%	37%	FSA Math Grade 4	30%	35%
FSA ELA Grade 5	33%	22%	FSA Math Grade 5	42%	30%
NGSSS Sci 5 EOC	37%	33%			

Collection Analysis

The collection is developed for and influenced by students, their interests, academic needs and alignment to the curriculum. The data below is a snapshot of the collection based on a Titlewise Analysis.



Library media resources are curated to include both recently published works and classics that both rightfully impact the average age of the collection.

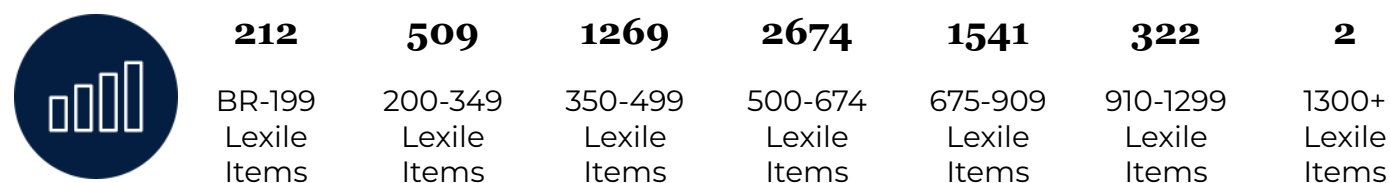


Library media resources should be representative of the school. A commitment to representative literature is reflective of **OCPS values such as equity, inclusion, and respect.**

Social-Emotional Learning (SEL) library media resources can contribute to the **development of character and social-emotional skills**, one of the OCPS's key performance indicators.



Library media resources are distributed across the **lexile reading level ranges** noted below.



Collection Analysis by Category

The information collected in this section provides a detailed look at the current library collection by classification and genre. The information was gathered from Follett Destiny, the library management system, and Titlewave, the vendor's ordering and analysis tool.

Section	# of Titles	Average Age
Computer Science, Information & General Works	31	2010
Philosophy & Psychology	40	2009
Religion	27	2005
Social Sciences	583	2003
Language	53	2005
Science	1269	2008
Technology	504	2008
Arts & Recreation	291	2010
Literature	274	2003
History & Geography	516	2008
Biography	479	2007
Easy	2786	2003
General Fiction	2385	2010
Graphic Novels	215	2015

Notes

- The average age of Literature is 2003 however, classic literature skews this date.
- We only have 31 titles in Computer Science, Information & General Works and for that category they are aged.
- The average age of the Social Science titles is 2003 and that category needs more updated versions.
- Graphic Novels are an increasingly popular section and students need more variety.
- Religious texts are limited and lack representation of diverse faiths.
- The Recreation category has a minimal variety of Sports and are available only in a few reading levels.

Representation Analysis

To deepen focus on strategic collection development, specific sections of the collection were analyzed in detail to determine whether the media center collection reflects and represents various points of view and experiences. The goal is to provide a balanced collection that can be both a mirror, to reflect a reader's experience, and a window, so readers can experience different viewpoints.

Results

Based on the available school data of Lancaster Elementary School in comparison to Collection Analysis results, it was found that:

Representation Focus	Avg. Age of Target Population Titles	# of Target Population Titles	% of Target Population Titles	% of Students
Hispanic/Latinx	2008	150	2%	77%

Summary

After completing a deeper, targeted analysis of the representation section of the TitleWise report, it was determined that:

- Based on our student demographics, we currently do not have enough titles representing Hispanic/Latinx culture, authors, etc. This is a need in our collection.
- Of the 150 titles in our collection reflecting Hispanic/Latinx culture, many are duplicate titles, i.e. we have multiple copies.

Strategic Focus

This page lists the priorities for selection and weeding for each school year and includes the action, updates, and outcomes. This is subject to change due to funding and time constraints.

School Year	Strategic Focus
2022-23	Selection Priorities <ul style="list-style-type: none">• Expand titles Hispanic and Latinx titles• Purchase nonfiction in: Computer science, information, and General Works• 560s and the 610s circulate heavy (animals & dinosaurs). Replace aged/damaged titles and replace.
	Weeding Priorities <ul style="list-style-type: none">• 000 Computer science, information, general works.• Support the District catalog clean up
2023-24	Selection Priorities <ul style="list-style-type: none">• Purchase Early Fiction titles.• Expand our graphic novel collection.
	Weeding Priorities <ul style="list-style-type: none">• History and Biography• Support the District clean up

Budget and Purchasing Plan

This page outlines the current budget available and specifically lists the priorities for this school year (2022-2023).

Annual Budget 2022-2023

State Funds	
<i>Source</i>	<i>Amount</i>
State (1001111100)	\$7,547.14
Internal Accounts	
<i>Source</i>	<i>Amount</i>
Book Fairs	\$1,000 projected
Beanstack Fundraiser	\$500 projected
TOTAL	\$9,074.14

Purchasing Plan 2022-2023

Approximate Purchasing Plan	
<i>Purpose</i>	<i>Amount</i>
SSYRA Titles	\$1,000
Early Fiction Titles	\$1,000
Easy and Nonfiction Titles	\$4,000
Graphic Novel Titles	\$1,000
Spanish & Kreyol Titles	\$2,000
TOTAL	9,000

Reviewed by Stakeholders on DATE _____






OCPS Lancaster Elementary School Collection Development Plan

Final Audit Report

2022-10-13

Created:	2022-10-13
By:	Kelly Delaney (kelly.delaney@ocps.net)
Status:	Signed
Transaction ID:	CBJCHBCAABAAXNtJa35PIT8tjxiPm0RDYnqm5bAMiV

"OCPS Lancaster Elementary School Collection Development Plan" History

-  Document created by Kelly Delaney (kelly.delaney@ocps.net)
2022-10-13 - 8:03:01 PM GMT- IP address: 168.184.83.232
-  Document emailed to Jennifer Moton (jennifer.moton@ocps.net) for signature
2022-10-13 - 8:03:21 PM GMT
-  Email viewed by Jennifer Moton (jennifer.moton@ocps.net)
2022-10-13 - 8:06:33 PM GMT- IP address: 168.184.84.180
-  Document e-signed by Jennifer Moton (jennifer.moton@ocps.net)
Signature Date: 2022-10-13 - 8:07:19 PM GMT - Time Source: server- IP address: 168.184.84.180
-  Agreement completed.
2022-10-13 - 8:07:19 PM GMT