




Liberty Middle School

Media Center Collection Development Plan



Johndrell Jones
Principal



Beth Schultz
Certified Educational Media Specialist

Table of Contents

Table of Contents	2
Executive Summary	2
District Strategic Plan 2025	3
School Collection Development Plan	3
School Analysis	3
Collection Analysis	5
Collection Analysis by Category	6
Representation Analysis	7
Results	7
Summary	7
Strategic Focus	8
Budget and Purchasing Plan	9
Annual Budget 2022-2023	9
Purchasing Plan 2022-2023	9

Executive Summary

District Strategic Plan 2025

Orange County Public Schools is the ninth-largest school district in the United States and the fourth largest in Florida. The district serves more than 206,000 students at 202 schools and is one of the largest employers in Central Florida with more than 25,000 team members.

Vision: To ensure every student has a promising and successful future.

Mission: With the support of families and the community, we create enriching and diverse pathways to lead our students to success.

School Collection Development Plan

Liberty Middle School serves 904 students enrolled in grades sixth through eighth. The student population's ethnicity is made up of 76% Hispanic and 24% Non-Hispanic students. Additionally, we serve a diverse population made up of 79% White, 14% Black, 1% Native, 4% Asian, 1% Pacific, and 2% Multicultural students.

The administration includes Principal Johndrell Jones and Assistant Principals Ms. Latoya Thinn and Ms. Courtney Tomasi. Liberty Middle School is proud to offer the many special programs which provide students with opportunities. These include Cambridge Magnet Program, Band, Orchestra, Chorus, Fine Art, Business Education, Soccer, Volleyball, Basketball and Track.

A thorough analysis of the current media center collection at Liberty Middle School indicates that the average age of the collection is 2008 and the number of books per student is 12. The American Association for School Libraries has established a criteria for a highly effective media center that includes a ratio of 15-20 books available per student in the collection.

At this time, Liberty Middle School does not meet the recommended standards for the number of books per student.

The analysis of the collection also revealed the following areas of strengths and concerns:

- Students in this school improved in 7th grade ELA and 8th grade math but declined in 8th grade ELA and 7th grade math on the state achievement tests
- The average publication date of 2008 is acceptable but needs to be improved.
- The average Lexile level of the collection is 675-909 which is reflective of the majority of the school but as a Cambridge Magnet the collection may fall short and show a need to acquire higher level offerings.
- Percentage of students in highest ethnicity vs. books with that representation

- Hispanic students are 76% of the school's population. However, only 6% (up from 5% last year) of the characters or biographies feature Hispanic people or written by Hispanic authors.
- Many of our students read in their native language as well as emerging second language readers. This is a need in our collection.
- Liberty has a 17% ESE population with 1% representation in the collection; this shows a need to acquire more offerings representing this population.
- Purchases of new books will focus on Hispanic students and Hispanic heritage.
- Weeding will focus on the OCPS Catalog Project as well as aged titles in fiction and/or nonfiction.

School Analysis

The school analysis provides an overview of the school's enrollment, demographics and special programs offered.

Enrollment & Demographic Data					
904 2022-23 Student Enrollment as of August 31, 2022	Subgroups		Federal Ethnicity		
	39% ELL	17% ESE	76% Hispanic	24% Non-Hispanic	
Federal Race Category					
79% White	14% Black	1% Native	4% Asian	1% Pacific	2% Multicultural
Proficiency Data					
Assessment	2020-21	2021-22	Assessment	2020-21	2021-22
FSA ELA Grade 6	%	43%	FSA Math Grade 6	27%	24%
FSA ELA Grade 7	35%	36%	FSA Math Grade 7	36%	36%
FSA ELA Grade 8	42%	37%	FSA Math Grade 8	18%	21%
Civics EOC	50%	57%	Algebra 1 EOC	56%	65%
NGSSS Sci 8 EOC	39%	37%	Geometry EOC	86%	100%

Collection Analysis

The collection is developed for and influenced by students, their interests, academic needs and alignment to the curriculum. The data below is a snapshot of the collection based on a Titlewise Analysis.




10885

Items in the Collection



12.9

Items per Student



46%

Fiction Titles in the Collection



54%

Non-Fiction

Library media resources are curated to include both recently published works and classics that both rightfully impact the average age of the collection.




2008

Average Age of the Collection



46%

Aged Titles



18%


Newer than 5 Years

Library media resources should be representative of the school. A commitment to representative literature is reflective of **OCPS values such as equity, inclusion, and respect.**



44%

Representative Titles in Collection



2008


Representative Titles Average Age

Social-Emotional Learning (SEL) library media resources can contribute to the **development of character and social-emotional skills**, one of the OCPS's key performance indicators.



37%

SEL Titles in Collection



2011

SEL Titles Average Age

Library media resources are distributed across the **lexile reading level ranges** noted below.



4

BR-199
Lexile
Items

72

200-349
Lexile
Items

210

350-499
Lexile
Items

1262

500-674
Lexile
Items

2731

675-909
Lexile
Items

1473

910-1299
Lexile
Items

38

1300+
Lexile
Items

Collection Analysis by Category

The information collected in this section provides a detailed look at the current library collection by classification and genre. The information was gathered from Follett Destiny, the library management system, and Titlewave, the vendor's ordering and analysis tool.

Section	# of Titles	Average Age
Computer Science, Information & General Works	56	2009
Philosophy & Psychology	97	2008
Religion	51	2004
Social Sciences	893	2006
Language	31	2005
Science	937	2004
Technology	151	2007
Arts & Recreation	697	2009
Literature	539	1997
History & Geography	887	2006
Biography	749	2009
Easy	5	2010
General Fiction	4454	2011
Graphic Novels	305	2012

Notes

- The average age in the Religion, Science, Language and History & Geography sections are older than the suggested age so titles will need to be examined and most likely updated
- The Literature section is aged but it will need an in person inspection to be certain the age isn't due to classic literature
- The Easy section may need more high interest titles to serve English Language Learners

Representation Analysis

To deepen focus on strategic collection development, specific sections of the collection were analyzed in detail to determine whether the media center collection reflects and represents various points of view and experiences. The goal is to provide a balanced collection that can be both a mirror, to reflect a reader's experience, and a window, so readers can experience different viewpoints.

Results

Based on the available school data of Liberty Middle School in comparison to Collection Analysis results, it was found that:

Representation Focus	Avg. Age of Target Population Titles	# of Target Population Titles	% of Target Population Titles	% of Students
LatinX/Hispanic	2003	515	6%	76%
ESE	2013	180	1.5%	17%
African American	2012	608	5%	14%
Asian	2014	103	.08%	4%

Summary

After completing a deeper, targeted analysis of the representation section of the TitleWise report, it was determined that:

- We need more representation in LatinX/Hispanic in the form of own voices
- African American representation has a presence but should be increased
- ESE and Asian representation is still low and will be on the radar for future focus

Strategic Focus

This page lists the priorities for selection and weeding for each school year and includes the action, updates, and outcomes. This is subject to change due to funding and time constraints.

School Year	Strategic Focus
<p>2022-23</p>	<p>Selection Priorities</p> <ul style="list-style-type: none"> • Continue to increase selections representing LatinX/Hispanic students • Increase representation for ESE population and families • Purchase SSYRA collections for 2023-2024
	<p>Weeding Priorities</p> <ul style="list-style-type: none"> • Examine the non-fiction technology section and bring up to date • Work with aged copy data from Titlewise to remove fiction titles that are past the suggested age range • Work with the ITLM team to clean up naming conventions in the catalog
<p>2023-24</p>	<p>Selection Priorities</p> <ul style="list-style-type: none"> • Continue to increase selections representing LatinX/Hispanic students • Update Student Interest sections such as Manga and Graphic Novels • Purchase the SSYRA selections for 2024-2025 school year
	<p>Weeding Priorities</p> <ul style="list-style-type: none"> • Examine Biography section for student interest/circulation and age of collection • Look at the 900s section for age and relevance and remove outdated copies

Budget and Purchasing Plan

This page outlines the current budget available and specifically lists the priorities for this school year (2022-2023).

Annual Budget 2022-2023

State Funds	
Source	Amount
State (1001111500)	\$10,075.32
Internal Accounts	
Source	Amount
Book Fairs	\$1,200.00
Other	
TOTAL	\$11,225.32

Purchasing Plan 2022-2023

Approximate Purchasing Plan	
Purpose	Amount
Junior Library Guild subscription	\$3500.00
LatinX/Hispanic collection development	\$2000.00
Asian, African American and ESE development	\$2500.00
Collaboration needs to support curriculum	\$1000.00
SSYRA 23-24	\$2000.00
TOTAL	11,000.00

Reviewed by Stakeholders DATE 10-06-2022