



# Independence Elementary School

Media Center Collection Development Plan

*Jeffrey Peters*

---

Jeffrey Peters  
Principal

*Diana Hammond*

---

Diana Hammond (Oct 7, 2022 10:06 EDT)

Diana Hammond  
Certified Educational Media Specialist

# Table of Contents

---

<b>Table of Contents</b>	<b>2</b>
<b>Executive Summary</b>	<b>3</b>
District Strategic Plan 2025	3
School Collection Development Plan	3
<b>School Analysis</b>	<b>4</b>
<b>Collection Analysis</b>	<b>5</b>
<b>Collection Analysis by Category</b>	<b>6</b>
Notes	6
<b>Representation Analysis</b>	<b>7</b>
Results	7
Summary	7
<b>Strategic Focus</b>	<b>8</b>
<b>Budget and Purchasing Plan</b>	<b>9</b>
Annual Budget 2022-2023	9
Purchasing Plan 2022-2023	9

# Executive Summary

---

## *District Strategic Plan 2025*

Orange County Public Schools is the ninth-largest school district in the United States and the fourth largest in Florida. The district serves more than 206,000 students at 202 schools and is one of the largest employers in Central Florida with more than 25,000 team members.

**Vision:** To ensure every student has a promising and successful future.

**Mission:** With the support of families and the community, we create enriching and diverse pathways to lead our students to success.

## *School Collection Development Plan*

Independence Elementary School serves 839 students enrolled in Kindergarten through fifth grades. The student population's ethnicity is made up of 35% Hispanic and 65% Non-Hispanic students. Additionally, we serve a diverse population made up of 78% White, 5% Black, 0% Native, 11% Asian, 0% Pacific, and 6% Multicultural students.

The administration includes Principal Jeffrey Peters and Assistant Principa Dr. Tricia Travis. Independence Elementary School is proud to offer the many special programs which provide students with opportunities. These include News crew, Chess Club, Safety Patrols and Battle of the Books.

A thorough analysis of the current media center collection at Independence Elementary School indicates that the average age of the collection is 2013 and the number of books per student is 9. The [American Association for School Libraries](#) has established a criteria for a highly effective media center that includes a ratio of 15-20 books available per student in the collection. At this time, Independence Elementary School does not meet the recommended standards for the number of books per student.

The analysis of the collection also revealed the following areas of strengths and concerns:

- Hispanic students make up at least 35% of the school's population and continues to grow.
- The publication date of the collection is 2013, which is acceptable but can be improved upon.
- This collection contains many of the titles suggested by the DOE list and th enew B.E.S.T Standards suggested readings.
- The average reading level of 3.6 will help support and enrich students in K-3, but more complex texts will help enrich those in Grades 3-4.
- The collection is in need of more popular fiction, literature, graphic novels and non-fiction books (religion, philosophy and psychology), foreign language books with translations and an updated reference collection.
- The media center requires more books featuring LatinX characters and/or non-fiction texts with Hispanic role models with a focus in Music and Sports.
- Weeding will focus on the OCPS Catalog Project expectations as well as aged titles in fiction and/or nonfiction and overall age and appearance of the books.

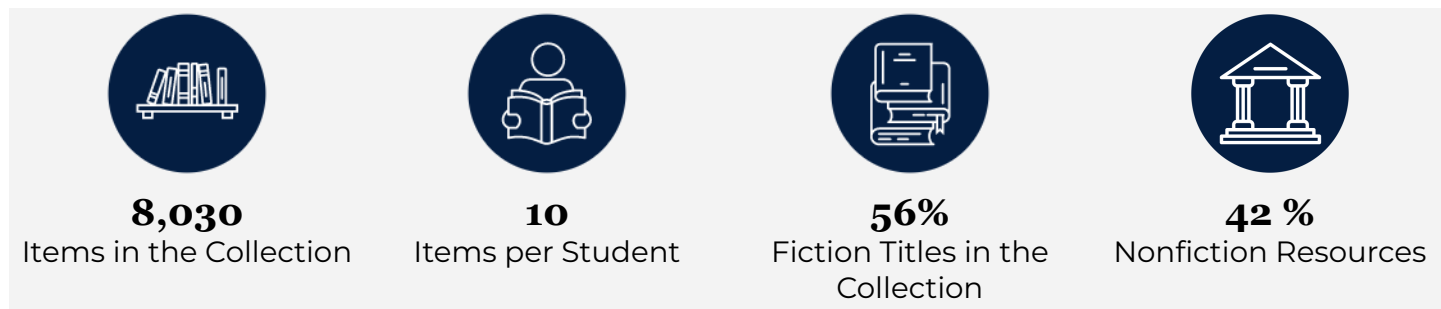
# School Analysis

The school analysis provides an overview of the school's enrollment, demographics and proficiency data.

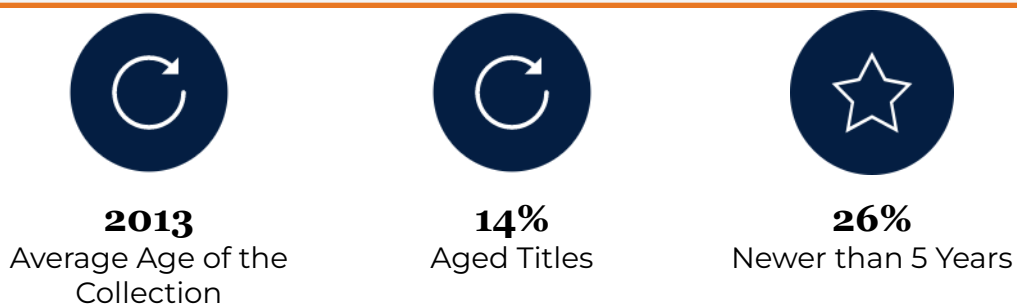
Enrollment & Demographic Data					
<b>839</b> 2022-23 Student Enrollment as of August 31, 2022	Subgroups		Federal Ethnicity		
	<b>25%</b> ELL	<b>7%</b> ESE	<b>35%</b> Hispanic	<b>65%</b> Non-Hispanic	
Federal Race Category					
<b>78%</b> White	<b>5%</b> Black	<b>0%</b> Native	<b>11%</b> Asian	<b>0%</b> Pacific	<b>6%</b> Multicultural
Proficiency Data					
Assessment	2020-21	2021-22	Assessment	2020-21	2021-22
<b>FSA ELA Grade 3</b>	83%	77%	<b>FSA Math Grade 3</b>	75%	84%
<b>FSA ELA Grade 4</b>	77%	79%	<b>FSA Math Grade 4</b>	86%	83%
<b>FSA ELA Grade 5</b>	85%	78%	<b>FSA Math Grade 5</b>	84%	83%
<b>NGSSS Sci 5 EOC</b>	81%	78%			

## Collection Analysis

The collection is developed for and influenced by students, their interests, academic needs and alignment to the curriculum. The data below is a snapshot of the collection based on a Titlewise Analysis.



Library media resources are curated to include both recently published works and classics that both rightfully impact the average age of the collection.

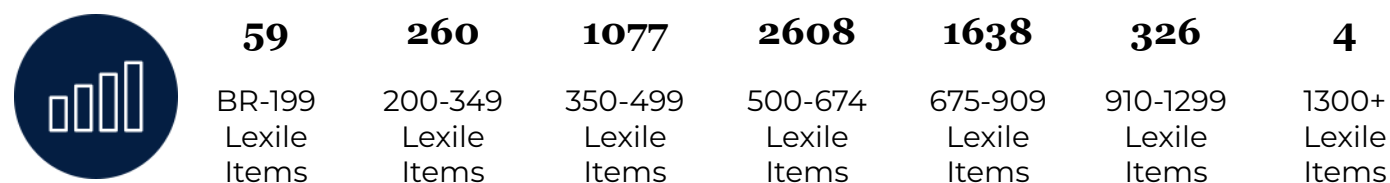


Library media resources should be representative of the school. A commitment to representative literature is reflective of **OCPS values such as equity, inclusion, and respect.**

Social-Emotional Learning (SEL) library media resources can contribute to the **development of character and social-emotional skills**, one of the OCPS's key performance indicators.



Library media resources are distributed across the **lexile reading level ranges** noted below.



## Collection Analysis by Category

---

The information collected in this section provides a detailed look at the current library collection by classification and genre. The information was gathered from Follett Destiny, the library management system, and Titlewave, the vendor's ordering and analysis tool.

Section	# of Titles	Average Age
Computer Science, Information & General Works	65	2014
Philosophy & Psychology	29	2014
Religion	19	2013
Social Sciences	377	2012
Language	80	2012
Science	1063	2014
Technology	459	2015
Arts & Recreation	365	2014
Literature	101	2010
History & Geography	363	2013
Biography	419	2014
Easy	1859	2011
General Fiction	2405	2013
Graphic Novels	234	2015

### Notes

- The average age of 2013 in the collection is acceptable, but can be improved upon.
- There are 1,117 additional e-books books and digital magazines available through SORA.
- There are 911 addition e-books and audio books available through Destiny.
- The average age of the literature can be updated to help support B.E.S.T Standards.

# Representation Analysis

---

To deepen focus on strategic collection development, specific sections of the collection were analyzed in detail to determine whether the media center collection reflects and represents various points of view and experiences. The goal is to provide a balanced collection that can be both a mirror, to reflect a reader's experience, and a window, so readers can experience different viewpoints.

## Results

Based on the available school data of Independence Elementary School in comparison to Collection Analysis results, it was found that:

Representation Focus	Avg. Age of Target Population Titles	# of Target Population Titles	% of Target Population Titles	% of Students
LatinX/Hispanic	2016	118	1%	35%

## Summary

After completing a deeper, targeted analysis of the representation section of the TitleWise report, it was determined that:

- The media center requires more books featuring LatinX characters and/or non-fiction texts with Hispanic role models with a focus in Music and Sports.
- Many of our students read in their native language as well as emerging second language readers. This is a need in our collection.
- Hispanic students make up 35% of our school population, However we only have 8 titles written in their native language with an English translation.

## Strategic Focus

---

This page lists the priorities for selection and weeding for each school year and includes the action, updates, and outcomes. This is subject to change due to funding and time constraints.

School Year	Strategic Focus
2022-23	<b>Selection Priorities</b> <ul style="list-style-type: none"><li>• Update LatinX/Hispanic Titles</li><li>• Update Level 4 &amp;5 reading level books.</li><li>• Update Asian American Titles</li><li>• Replace fiction and non fiction books as needed.</li></ul>
	<b>Weeding Priorities</b> <ul style="list-style-type: none"><li>• Religion Section (200's)</li><li>• Fiction as needed</li><li>• Multiple Copies of past SSYRA books and other duplicates</li><li>• Science (500's) &amp; technology (600's) as needed</li></ul>
2023-24	<b>Selection Priorities</b> <ul style="list-style-type: none"><li>• Update graphic Novels Fiction &amp; Nonfiction</li><li>• Update literature books (poetry and writing)</li><li>• Replace fiction and non fiction books as needed.</li></ul>
	<b>Weeding Priorities</b> <ul style="list-style-type: none"><li>• Biography Section</li><li>• Fiction as needed</li><li>• Multiple copies of past SSYRA books and other duplicates.</li></ul>



# Budget and Purchasing Plan

---

This page outlines the current budget available and specifically lists the priorities for this school year (2022-2023).

## *Annual Budget 2022-2023*

State Funds	
<i>Source</i>	<i>Amount</i>
State (1001111100)	\$31,726.33
Internal Accounts	
<i>Source</i>	<i>Amount</i>
Book Fairs	\$1562.80
Damaged/Lost Books	\$992.27
<b>TOTAL</b>	\$34,281.40

## *Purchasing Plan 2022-2023*

Approximate Purchasing Plan	
<i>Purpose</i>	<i>Amount</i>
2022-2023 SSYR 3-5	\$800.00
2022-2023 SSYR K-2	\$500.00
2023-2024 SSYR 3-5	\$1,000.00
2023-2024 SSYR K-2	\$700.00
Media Center SSYR & Reading Incentives	\$600.00
Update Media Center Collection Fiction & Nonfiction	\$1,500.00
<b>TOTAL</b>	\$5,100.00

Reviewed by Stakeholders on October 21, 2022.