



West Oaks Elementary School

Media Center Collection Development Plan

Alfaye Floyd
Principal

Deborah Wegener
Certified Educational Media Specialist

Table of Contents

| | |
|--|----------|
| Table of Contents | 2 |
| Executive Summary | 2 |
| District Strategic Plan 2025 | 3 |
| School Collection Development Plan | 3 |
| School Analysis | 3 |
| Collection Analysis | 5 |
| Collection Analysis by Category | 6 |
| Representation Analysis | 7 |
| Results | 7 |
| Summary | 7 |
| Strategic Focus | 8 |
| Budget and Purchasing Plan | 9 |
| Annual Budget 2022-2023 | 9 |
| Purchasing Plan 2022-2023 | 9 |

Executive Summary

District Strategic Plan 2025

Orange County Public Schools is the ninth-largest school district in the United States and the fourth largest in Florida. The district serves more than 206,000 students at 202 schools and is one of the largest employers in Central Florida with more than 25,000 team members.

Vision: To ensure every student has a promising and successful future.

Mission: With the support of families and the community, we create enriching and diverse pathways to lead our students to success.

School Collection Development Plan

West Oaks Elementary School serves 415 students enrolled in Kindergarten through fifth grades. The student population's ethnicity is made up of 9% Hispanic and 91% Non-Hispanic students. Additionally, we serve a diverse population made up of 6% White, 91% Black, 0% Native, 0% Asian, 0% Pacific, and 2% Multicultural students.

The administration includes Principal Alfaye Floyd and Assistant Principal Keenya Calvin. West Oaks Elementary School is proud to offer the many special programs which provide students with opportunities. These include Chess Club, Girls on the Run, After School Tutoring,

A thorough analysis of the current media center collection at West Oaks Elementary School indicates that the average age of the collection is 2004 and the number of books per student is 27. The [American Association for School Libraries](#) has established a criteria for a highly effective media center that includes a ratio of 15-20 books available per student in the collection. At this time, West Oaks Elementary School does not meet the recommended standards for the number of books per student.

The analysis of the collection also revealed the following areas of strengths and concerns:

- The overall age of the collection is low despite participating in the grant last year.
- Test Scores for Grades 3 and 5 ELA decreased while Grade 4 increased.
- Need to continue to order items in the Science and Technology sections in order to present students with more current information.
- Our collection has a lot of books that are popular with students such as Wimpy Kid, Heidi Heckelbeck, football and basketball.

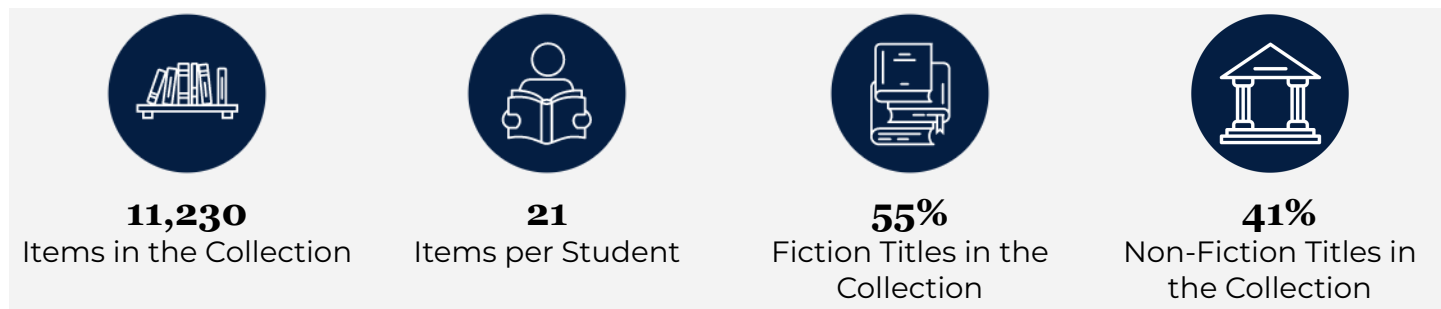
School Analysis

The school analysis provides an overview of the school's enrollment, demographics and proficiency data.

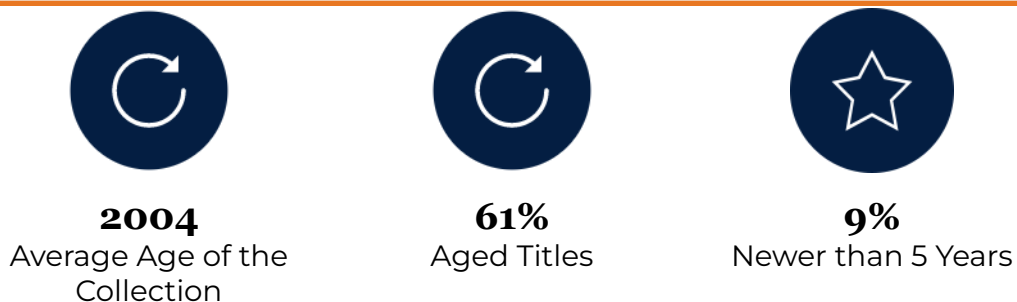
| Enrollment & Demographic Data | | | | | |
|---|---------------------|---------------------|-------------------------|----------------------------|----------------------------|
| 415 2022-23 Student Enrollment as of August 31, 2022 | Subgroups | | Federal Ethnicity | | |
| | 27% ELL | 7% ESE | 9% Hispanic | 91% Non-Hispanic | |
| Federal Race Category | | | | | |
| 6% White | 91% Black | 0% Native | 0% Asian | 0% Pacific | 2% Multicultural |
| Proficiency Data | | | | | |
| Assessment | 2020-21 | 2021-22 | Assessment | 2020-21 | 2021-22 |
| FSA ELA Grade 3 | 43% | 37% | FSA Math Grade 3 | 28% | 37% |
| FSA ELA Grade 4 | 22% | 42% | FSA Math Grade 4 | 29% | 38% |
| FSA ELA Grade 5 | 35% | 28% | FSA Math Grade 5 | 34% | 26% |
| NGSSS Sci 5 EOC | 39% | 34% | | | |

Collection Analysis

The collection is developed for and influenced by students, their interests, academic needs and alignment to the curriculum. The data below is a snapshot of the collection based on a Titlewise Analysis.



Library media resources are curated to include both recently published works and classics that both rightfully impact the average age of the collection.

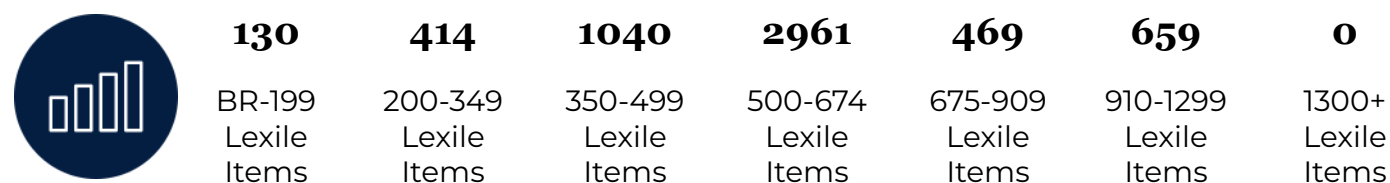


Library media resources should be representative of the school. A commitment to representative literature is reflective of **OCPS values such as equity, inclusion, and respect.**

Social-Emotional Learning (SEL) library media resources can contribute to the **development of character and social-emotional skills**, one of the OCPS's key performance indicators.



Library media resources are distributed across the **lexile reading level ranges** noted below.



Collection Analysis by Category

The information collected in this section provides a detailed look at the current library collection by classification and genre. The information was gathered from Follett Destiny, the library management system, and Titlewave, the vendor's ordering and analysis tool.

| Section | # of Titles | Average Age |
|---|-------------|-------------|
| Computer Science, Information & General Works | 47 | 2005 |
| Philosophy & Psychology | 49 | 2004 |
| Religion | 26 | 1997 |
| Social Sciences | 767 | 2002 |
| Language | 72 | 2000 |
| Science | 1196 | 2005 |
| Technology | 538 | 2005 |
| Arts & Recreation | 317 | 2006 |
| Literature | 204 | 2001 |
| History & Geography | 656 | 2003 |
| Biography | 723 | 2005 |
| Easy | 2000 | 2000 |
| General Fiction | 3140 | 2006 |
| Graphic Novels | 86 | 2013 |

Notes

- Comparing the analysis from 2021 to 2022, the number of SEL and Diversity books increased
- The age of science, technology, and computer science, history and geography increased.
- Continued weeding of aged nonfiction section will occur to decrease the number of aged titles
- The age of West Oak's collection is 2004, while the district average is 2008. Selection of newly published books will increase the age of the collection.

Representation Analysis

To deepen focus on strategic collection development, specific sections of the collection were analyzed in detail to determine whether the media center collection reflects and represents various points of view and experiences. The goal is to provide a balanced collection that can be both a mirror, to reflect a reader's experience, and a window, so readers can experience different viewpoints.

Results

Based on the available school data of West Oaks Elementary School in comparison to Collection Analysis results, it was found that:

| Representation Focus | Avg. Age of Target Population Titles | # of Target Population Titles | % of Target Population Titles | % of Students |
|----------------------|--------------------------------------|-------------------------------|-------------------------------|--|
| African-American | 2008 | 757 | 7% | 91% |
| Caribbean | 2005 | 72 | .6% | (related to number of Haitian-Creole students) |

Summary

After completing a deeper, targeted analysis of the representation section of the TitleWise report, it was determined that:

- Haitian Creole students are the second largest subgroup at our school, and books in the library should represent these students more.
- Purchasing beginning in the 2021-2022 school year focused on increasing the number of books relative to Haitian Creole students.

Strategic Focus

This page lists the priorities for selection and weeding for each school year and includes the action, updates, and outcomes. This is subject to change due to funding and time constraints.

| School Year | Strategic Focus |
|----------------|---|
| 2022-23 | Selection Priorities <ul style="list-style-type: none">● Priority 1 Purchase SSYRA books from Spring 2022● Priority 2 Purchase current books from nonfiction section● Priority 3 Purchase books representing Black/African American students and Haitian Creole students |
| | Weeding Priorities <ul style="list-style-type: none">● Priority 1 Weed multiple copies of previous SSYRA books● Priority 2 Weed outdated non-fiction books in the Science section● Priority 3 OCPS District Catalog Clean Up monthly weeding recommendations |
| 2023-24 | Selection Priorities <ul style="list-style-type: none">● Priority 1 Purchase SSYRA books from Spring 2023● Priority 2 Purchase current non-fiction books from history and geography sections.● Priority 3 Purchase current fiction titles. |
| | Weeding Priorities <ul style="list-style-type: none">● Priority 1 Weed outdated non-fiction books in the history and geography sections.● Priority 2 Easy (E) books● Priority 3 Chapter (fiction) books, including titles with multiple copies and aged copies |

Budget and Purchasing Plan

This page outlines the current budget available and specifically lists the priorities for this school year (2022-2023).

Annual Budget 2022-2023

| State Funds | |
|--------------------|------------------|
| <i>Source</i> | <i>Amount</i> |
| State (1001111500) | \$2,112.74 |
| Internal Accounts | |
| <i>Source</i> | <i>Amount</i> |
| Library Funds | \$2547.00 |
| | |
| | |
| | |
| | |
| TOTAL | \$4659.74 |

Purchasing Plan 2022-2023

| Approximate Purchasing Plan | |
|--|----------------|
| <i>Purpose</i> | <i>Amount</i> |
| SSYRA books 2022 | \$500 |
| SSYRA books 2023 | \$500 |
| Updated science topics | \$800 |
| Replacement books (new copies) | \$500 |
| Black/African American and Haitian Creole Representative books | \$350 |
| TOTAL | \$2,650 |