



# Westbrooke Elementary School

Media Center Collection Development Plan

Mr. Alex Reyes

Peggy Rochon

---

Alex Reyes  
Principal

---

Peggy Rochon  
Media Clerk

# Table of Contents

---

<b>Table of Contents</b>	<b>2</b>
<b>Executive Summary</b>	<b>3</b>
District Strategic Plan 2025	3
School Collection Development Plan	3
<b>School Analysis</b>	<b>4</b>
<b>Collection Analysis</b>	<b>5</b>
<b>Collection Analysis by Category</b>	<b>6</b>
Notes	6
<b>Representation Analysis</b>	<b>7</b>
Results	7
Summary	7
<b>Strategic Focus</b>	<b>8</b>
<b>Budget and Purchasing Plan</b>	<b>9</b>
Annual Budget 2022-2023	9
Purchasing Plan 2022-2023	9

# Executive Summary

---

## *District Strategic Plan 2025*

Orange County Public Schools is the ninth-largest school district in the United States and the fourth largest in Florida. The district serves more than 206,000 students at 202 schools and is one of the largest employers in Central Florida with more than 25,000 team members.

**Vision:** To ensure every student has a promising and successful future.

**Mission:** With the support of families and the community, we create enriching and diverse pathways to lead our students to success.

## *School Collection Development Plan*

Westbrooke Elementary School serves 519 students enrolled in Kindergarten through fifth grades. The student population's ethnicity is made up of 34% Hispanic and 66% Non-Hispanic students. Additionally, we serve a diverse population made up of 62% White, 25% Black, 1% Native, 7% Asian, 1% Pacific, and 4% Multicultural students.

The administration includes Principal Alex Reyes. Westbrooke Elementary School is proud to offer the many special programs which provide students with opportunities.

A thorough analysis of the current media center collection at Westbrooke Elementary School indicates that the average age of the collection is 2007 and the number of books per student is 23. The [American Association for School Libraries](#) has established a criteria for a highly effective media center that includes a ratio of 15-20 books available per student in the collection. At this time, Westbrooke Elementary School does not meet the recommended standards for the number of books per student.

The analysis of the collection also revealed the following areas of strengths and concerns:

- Age of Collection
  - The average publication date of 2007 is acceptable but needs to be improved.
- Fiction vs. Nonfiction
- Categories of Concern
  - Collection by interest level
  - Reading level
  - The year of the collection due to neglected weeding of old copyright book sets and the reference shelf. When weeding is completed, the average age of the collection will greatly improve.

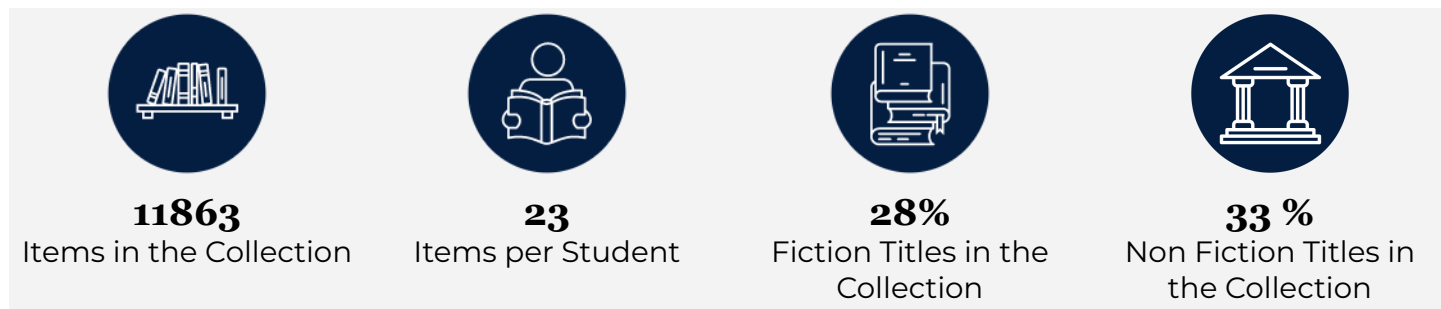
## School Analysis

The school analysis provides an overview of the school's enrollment, demographics and proficiency data.

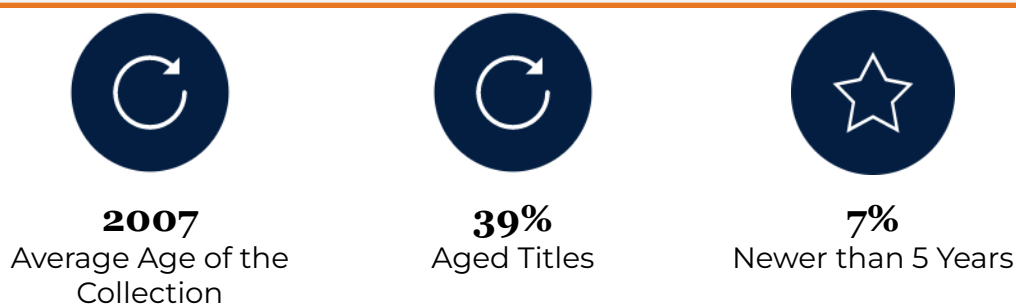
Enrollment & Demographic Data					
<b>519</b> 2022-23 Student Enrollment as of August 31, 2022	Subgroups		Federal Ethnicity		
	<b>17%</b> ELL	<b>7%</b> ESE	<b>34%</b> Hispanic	<b>66%</b> Non-Hispanic	
Federal Race Category					
<b>62%</b> White	<b>25%</b> Black	<b>1%</b> Native	<b>7%</b> Asian	<b>1%</b> Pacific	<b>4%</b> Multicultural
Proficiency Data					
Assessment	2020-21	2021-22	Assessment	2020-21	2021-22
<b>FSA ELA Grade 3</b>	64%	69%	<b>FSA Math Grade 3</b>	64%	81%
<b>FSA ELA Grade 4</b>	69%	70%	<b>FSA Math Grade 4</b>	67%	81%
<b>FSA ELA Grade 5</b>	66%	63%	<b>FSA Math Grade 5</b>	77%	74%
<b>NGSSS Sci 5 EOC</b>	69%	70%			

## Collection Analysis

The collection is developed for and influenced by students, their interests, academic needs and alignment to the curriculum. The data below is a snapshot of the collection based on a Titlewise Analysis.



Library media resources are curated to include both recently published works and classics that both rightfully impact the average age of the collection.

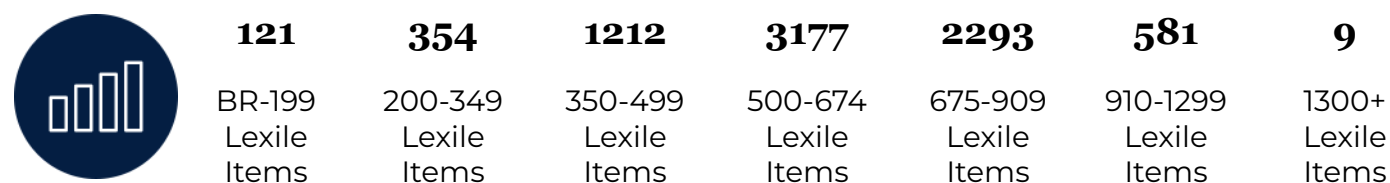


Library media resources should be representative of the school. A commitment to representative literature is reflective of **OCPS values such as equity, inclusion, and respect.**

Social-Emotional Learning (SEL) library media resources can contribute to the **development of character and social-emotional skills**, one of the OCPS's key performance indicators.



Library media resources are distributed across the **lexile reading level ranges** noted below.



## Collection Analysis by Category

---

The information collected in this section provides a detailed look at the current library collection by classification and genre. The information was gathered from Follett Destiny, the library management system, and Titlewave, the vendor's ordering and analysis tool.

Section	# of Titles	Average Age
Computer Science, Information & General Works	43	2011
Philosophy & Psychology	76	2008
Religion	29	2007
Social Sciences	511	2007
Language	125	2007
Science	1296	2009
Technology	555	2009
Arts & Recreation	433	2009
Literature	140	2006
History & Geography	681	2009
Biography	541	2009
Easy	2811	2002
General Fiction	3342	2008
Graphic Novels	476	2012

### Notes

- The Easy section is our oldest on average, and while fiction books may not need as much updating as nonfiction in regards to age, this section is worth reviewing for appearance and interest.
- Science is the largest nonfiction section.

# Representation Analysis

---

To deepen focus on strategic collection development, specific sections of the collection were analyzed in detail to determine whether the media center collection reflects and represents various points of view and experiences. The goal is to provide a balanced collection that can be both a mirror, to reflect a reader's experience, and a window, so readers can experience different viewpoints.

## **Results**

Based on the available school data of Westbrooke Elementary School in comparison to Collection Analysis results, it was found that:

<b>Representation Focus</b>	<b>Avg. Age of Target Population Titles</b>	<b># of Target Population Titles</b>	<b>% of Target Population Titles</b>	<b>% of Students</b>
Latin/Hispanic	2009	206	2%	55%

## **Summary**

After completing a deeper, targeted analysis of the representation section of the TitleWise report, it was determined that:

- While the school is majority Hispanic, only 2% of our collection represents that subgroup. Collection needs to be updated and more recent titles added

# Strategic Focus

---

This page lists the priorities for selection and weeding for each school year and includes the action, updates, and outcomes. This is subject to change due to funding and time constraints.

School Year	Strategic Focus
<b>2022-23</b>	<b>Selection Priorities</b> <ul style="list-style-type: none"><li>● Priority 1- Update Non fiction 790s Sport, 200s religion, easy and district recommended categories</li><li>● Priority 2- Student based interest. New material</li><li>● Priority 3- SSYRA new copies for next year</li></ul>
	<b>Weeding Priorities</b> <ul style="list-style-type: none"><li>● Priority 1- remove all damaged, falling apart copies</li><li>● Priority 2- Biography needs updated with new material</li><li>● Priority 3- easy and fiction</li></ul>
<b>2023-24</b>	<b>Selection Priorities</b> <ul style="list-style-type: none"><li>● Priority 1 SSYRA books</li><li>● Priority 2 Books representative of Latin/Hispanic American students</li><li>● Priority 3 Updated Biographies</li></ul>
	<b>Weeding Priorities</b> <ul style="list-style-type: none"><li>● Priority 1 Science</li><li>● Priority 2 Aged Titles</li><li>● Priority 3 Duplicate copies of books</li></ul>



# Budget and Purchasing Plan

---

This page outlines the current budget available and specifically lists the priorities for this school year (2022-2023).

## *Annual Budget 2022-2023*

State Funds	
<i>Source</i>	<i>Amount</i>
State (1001111500)	\$14,310.67
Internal Accounts	
<i>Source</i>	<i>Amount</i>
Book Fairs	\$8065.62
Other	
<b>TOTAL</b>	22,376.29

## *Purchasing Plan 2022-2023*

Approximate Purchasing Plan	
<i>Purpose</i>	<i>Amount</i>
Update copies: non-fiction Biography, easy, student interest books	8,000
<b>TOTAL</b>	8,000

Reviewed by Stakeholders on DATE 11/30/2022